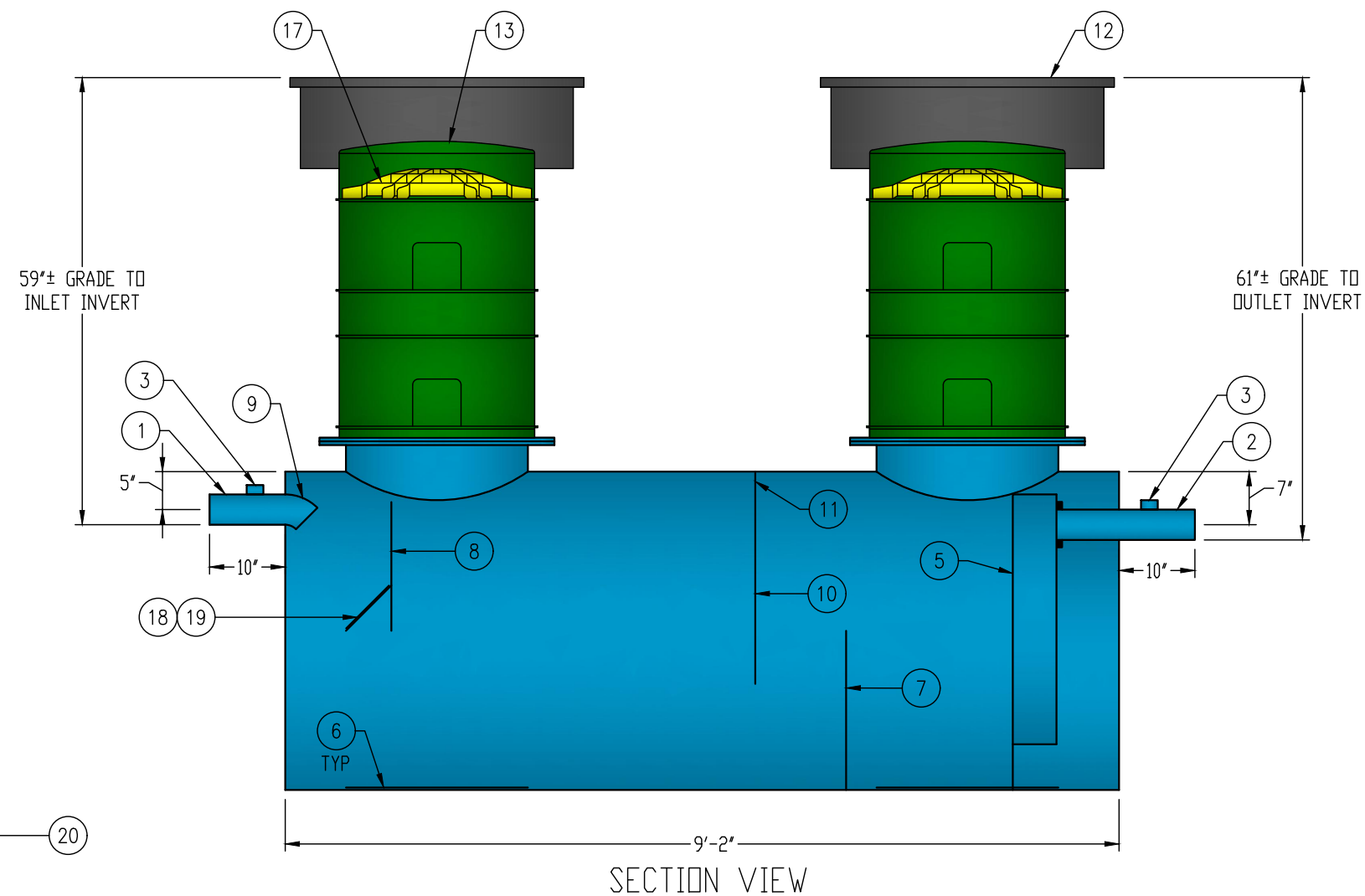
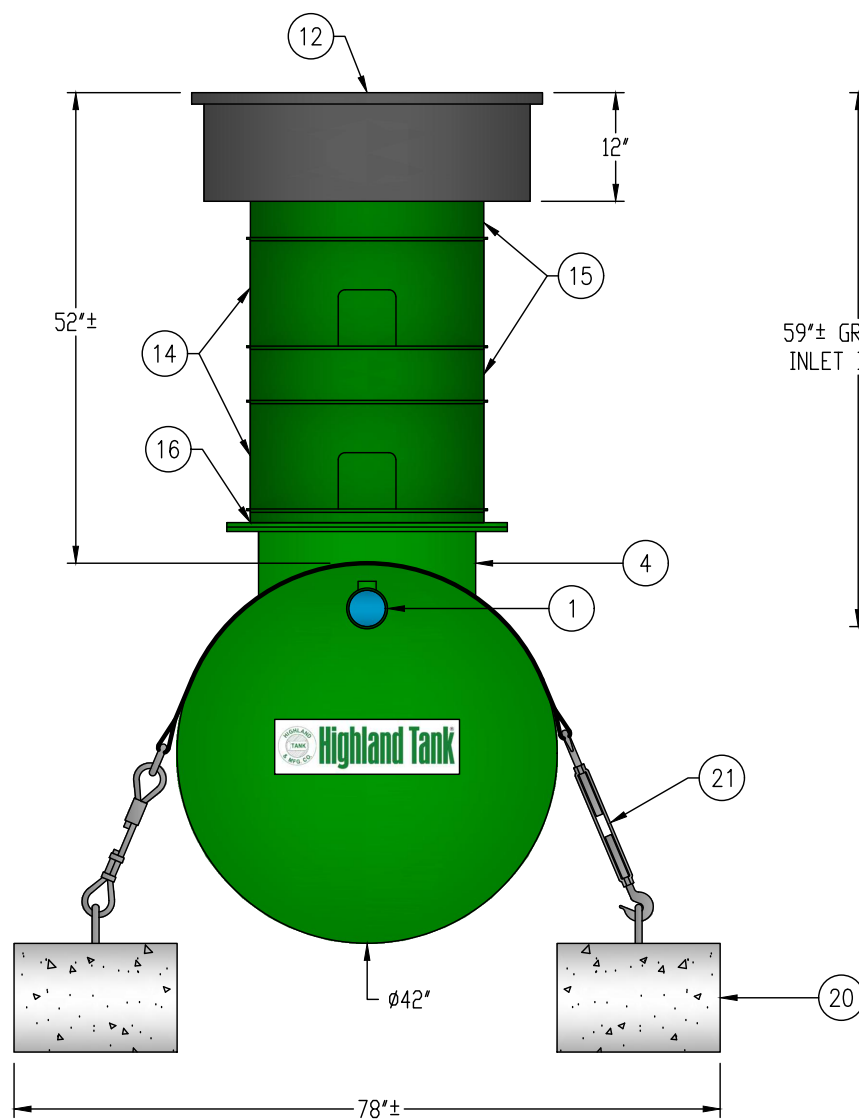
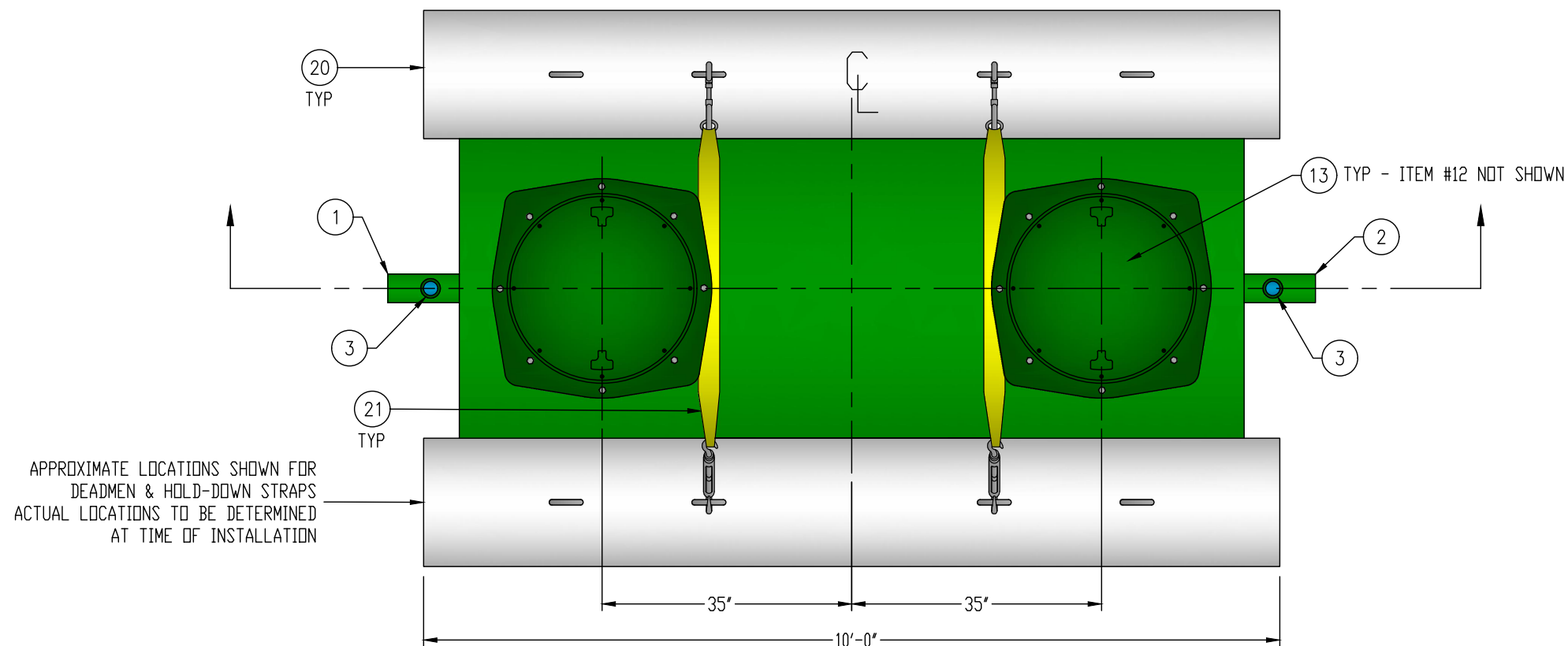


THE CUSTOMER HAS REVIEWED THIS
DRAWING AND VERIFIED THE ACCURACY OF
ALL INFORMATION AND DIMENSIONS.

SIGNED:

DATE: _____



GENERAL SPECIFICATIONS

QUANTITY: ONE (1)
 MODEL: PGI-550-2
 OPERATING CAPACITY: 556 GALLONS
 TYPE: SINGLE WALL, HIGHGUARD, UNDERGROUND
 MATERIAL: 7 GA CARBON STEEL
 MATERIAL BASED ON 60" MAXIMUM BURIAL DEPTH
 LAP FIT AND WELD INTERIOR AND EXTERIOR SEAMS
 TANK TEST: 3-5 PSI AIR TEST
 SURFACE PREP: SSPC-SP 10 BLAST INTERIOR SURFACES
 SSPC-SP 6 BLAST EXTERIOR SURFACES
 EXT. COATING: HIGHGUARD POLYURETHANE - 75 MILS
 INT. COATING: CHEMTANE 4200 PW (15 MILS DFT)
 OPERATING PRESSURE: ATMOSPHERIC

NOTE: OPTIONAL 2" VENTS ON MANWAY RISERS AT THE DISCRETION OF THE OWNER

PROVIDED EQUIPMENT

1. 4"Ø SCH 40 PIPE STUB – INLET
2. 4"Ø SCH 40 PIPE STUB – OUTLET
3. 2" HC – VENT
4. 24"Ø MANWAY FOR STACKABLE RISER
5. 6" SQUARE STEEL OUTLET BAFFLE WITH OPEN TOP
6. STRIKER PLATE
7. SLUDGE BAFFLE – 7 GA
8. UNDERFLOW BAFFLE – 7 GA
9. 4"Ø 45° DIFFUSION ELBOW
10. GREASE DAM – 7 GA
11. 2" OPENING FOR AIR CIRCULATION
12. 36"Ø GRADE-LEVEL MANWAY – SHIPPED LOOSE
13. 24"Ø PVC COVER
14. (2) 24"Ø x 12" STACKABLE RISER – ALL STACKABLE RISER COMPONENTS ARE PRE-ASSEMBLED AND COMPLETE MANWAY RISER IS SHIPPED LOOSE
15. (2) 24"Ø x 6" STACKABLE RISER
16. STACKABLE RISER ADAPTER RING & GASKET
17. STACKABLE RISER SAFETY SCREEN
18. REMOVABLE DIFFUSION PLATE – 7 GA
19. 8" x 8" WEAR PLATE – 1/4"
20. (2) CDA-15 CONCRETE DEADMAN
21. (2) POLYESTER HOLD-DOWN STRAPS

NOTE:
ALL RIGHTS RESERVED. THIS DRAWING, OR ANY PART THEREOF, MUST NOT BE REPRODUCED IN ANY FORM WITHOUT WRITTEN PERMISSION FROM HIGHLAND TANK. UNLESS OTHERWISE NOTED, HIGHLAND TANK SHALL BE RESPONSIBLE ONLY FOR ITEMS INDICATED ON THIS FABRICATION DRAWING. THE CUSTOMER IS RESPONSIBLE FOR VERIFYING THE CORRECTNESS OF THE TYPE, SIZE, AND LOCATION OF ALL FITTINGS, ACCESSORIES, AND COATINGS SHOWN ON THIS DRAWING.



Highland Tank®

PASSIVE GREASE INTERCEPTOR 550 GALLON DOUBLE-BASIN

CUSTOMER:

PROJECT:

QUOTE NO.:

ORDER:

SCALE: NTS	DATE: 3/5/19	DWG. BY: MGS	DWG. NO.: PGI-550-2
---------------	-----------------	-----------------	------------------------

DIMENSION TOLERANCE: $\pm 1"$