

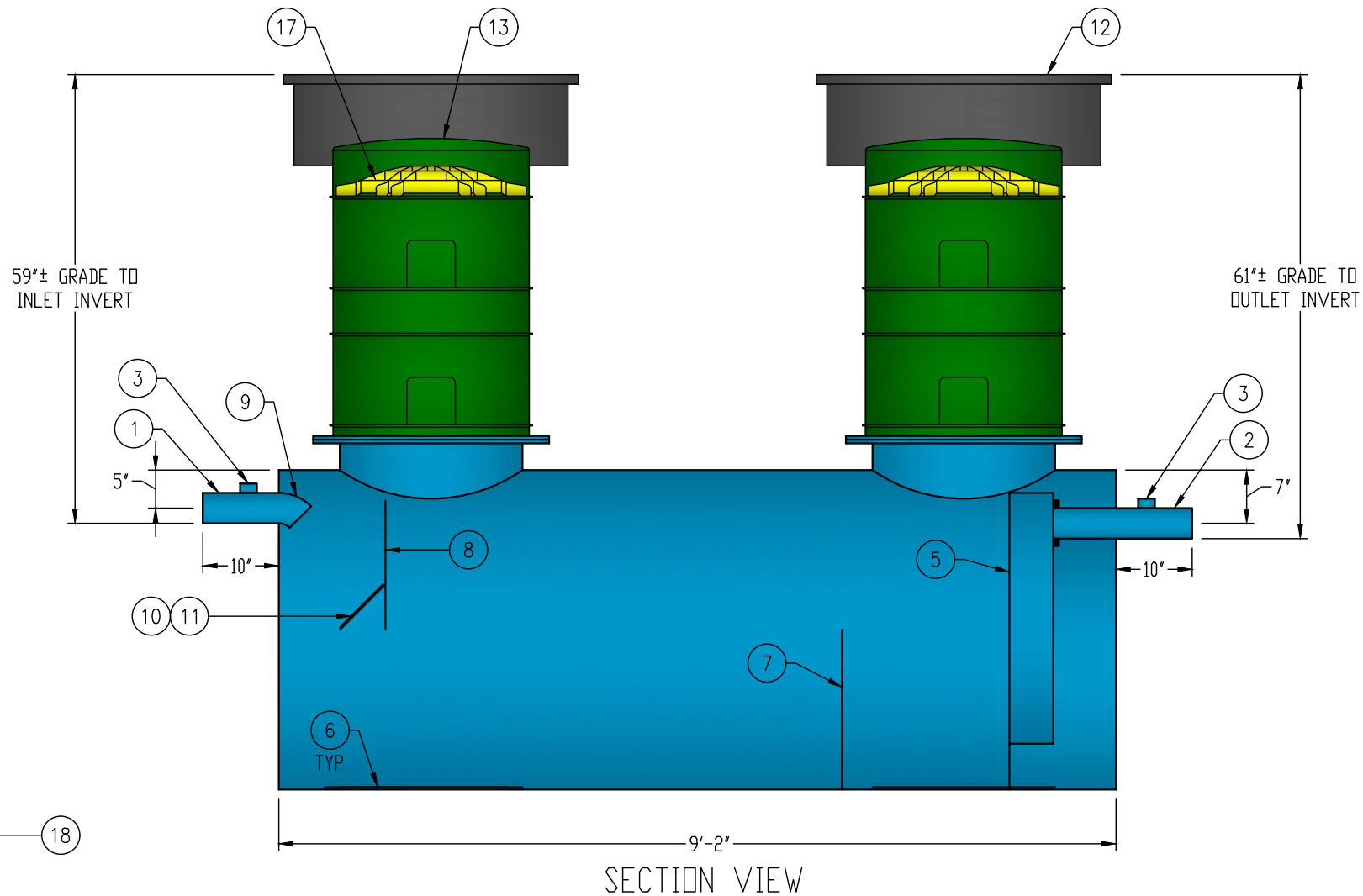
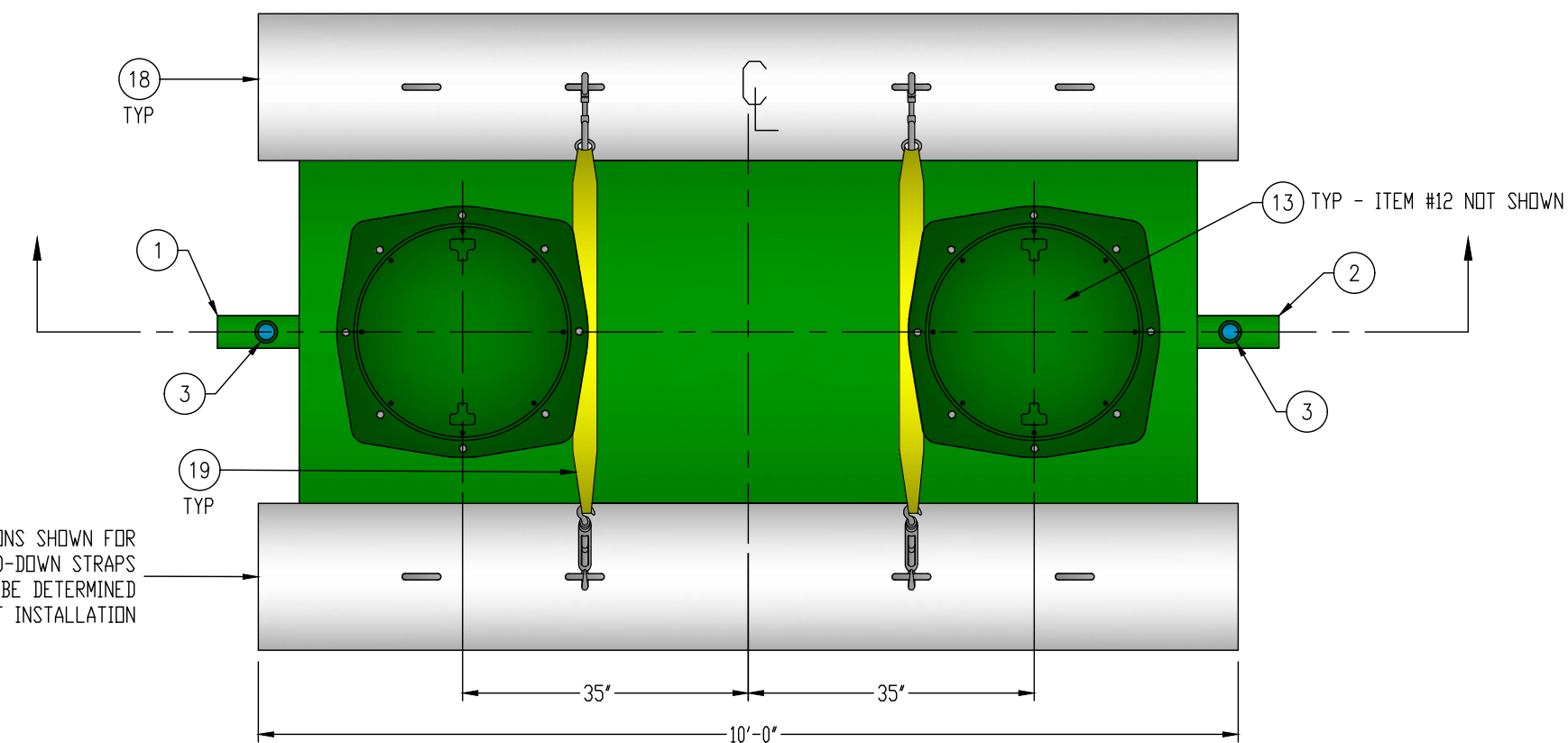
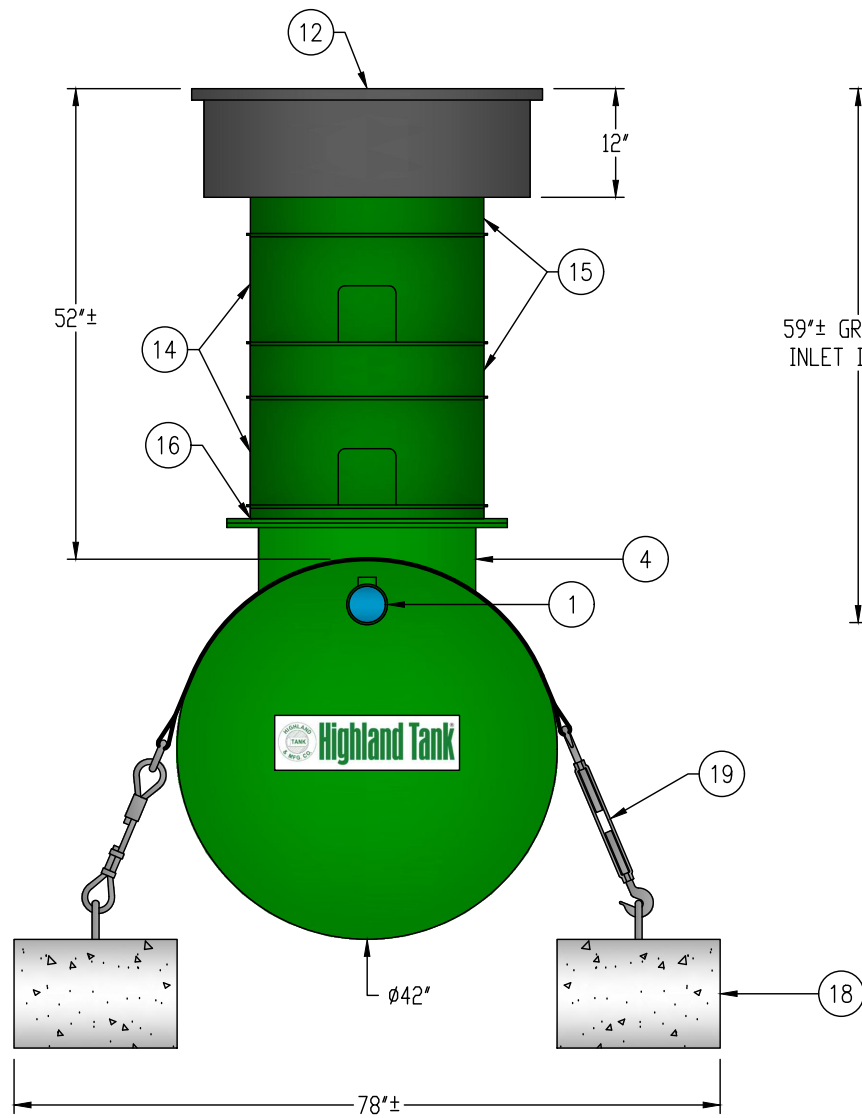
CUSTOMER APPROVAL

THE CUSTOMER HAS REVIEWED THIS
DRAWING AND VERIFIED THE ACCURACY OF
ALL INFORMATION AND DIMENSIONS.

SIGNED: _____

DATE: _____

APPROXIMATE LOCATIONS SHOWN FOR
DEADMEN & HOLD-DOWN STRAPS
ACTUAL LOCATIONS TO BE DETERMINED
AT TIME OF INSTALLATION



GENERAL SPECIFICATIONS

QUANTITY: ONE (1)
MODEL: PGI-550-1
OPERATING CAPACITY: 556 GALLONS
TYPE: SINGLE WALL, HIGHGUARD, UNDERGROUND
MATERIAL: 7 GA CARBON STEEL
MATERIAL BASED ON 60" MAXIMUM BURIAL DEPTH
LAP FIT AND WELD INTERIOR AND EXTERIOR SEAMS
TANK TEST: 3-5 PSI AIR TEST
SURFACE PREP: SSPC-SP 10 BLAST INTERIOR SURFACES
SSPC-SP 6 BLAST EXTERIOR SURFACES
EXT. COATING: HIGHGUARD POLYURETHANE - 75 MILS
INT. COATING: CHEMTHANE 4200 PW (15 MILS DFT)
OPERATING PRESSURE: ATMOSPHERIC

NOTE: OPTIONAL 2" VENTS ON MANWAY RISERS AT THE
DISCRETION OF THE OWNER

PROVIDED EQUIPMENT

1. 4"Ø SCH 40 PIPE STUB - INLET
2. 4"Ø SCH 40 PIPE STUB - OUTLET
3. 2" HC FOR VENT
4. 24"Ø MANWAY FOR STACKABLE RISER
5. 6" SQUARE STEEL OUTLET BAFFLE WITH OPEN TOP
6. STRIKER PLATE
7. SLUDGE BAFFLE - 7 GA
8. UNDERFLOW BAFFLE - 7 GA
9. 4"Ø 45° DIFFUSION ELBOW
10. REMOVABLE DIFFUSION PLATE - 7 GA
11. 8" x 8" WEAR PLATE - 1/4"
12. 36"Ø GRADE-LEVEL MANWAY - SHIPPED LOOSE
13. 24"Ø PVC COVER
14. (2) 24"Ø x 12" STACKABLE RISER - ALL STACKABLE
RISER COMPONENTS ARE PRE-ASSEMBLED AND
COMPLETE MANWAY RISER IS SHIPPED LOOSE
15. (2) 24"Ø x 6" STACKABLE RISER
16. STACKABLE RISER ADAPTER RING & GASKET
17. STACKABLE RISER SAFETY SCREEN
18. (2) CDA-15 CONCRETE DEADMAN
19. (2) POLYESTER HOLD-DOWN STRAPS

NOTE:
ALL RIGHTS RESERVED. THIS DRAWING, OR ANY PART THEREOF, MUST NOT
BE REPRODUCED IN ANY FORM WITHOUT WRITTEN PERMISSION FROM
HIGHLAND TANK. UNLESS OTHERWISE NOTED, HIGHLAND TANK SHALL BE
RESPONSIBLE ONLY FOR ITEMS INDICATED ON THIS FABRICATION DRAWING.
THE CUSTOMER IS RESPONSIBLE FOR VERIFYING THE CORRECTNESS OF
THE TYPE, SIZE, AND LOCATION OF ALL FITTINGS, ACCESSORIES, AND
COATINGS SHOWN ON THIS DRAWING.



PASSIVE GREASE INTERCEPTOR
550 GALLON SINGLE-BASIN

CUSTOMER: _____

PROJECT: _____

QUOTE NO.: _____

SCALE: DATE: DWG. BY: DWG. NO.:
NTS 3/5/19 MGS PGI-550-1

DIMENSION TOLERANCE: ± 1"