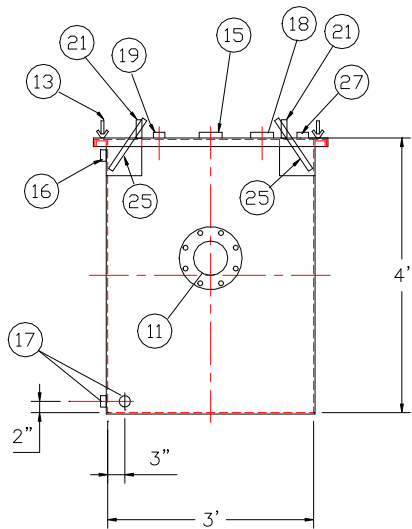


GENERAL SPECIFICATIONS

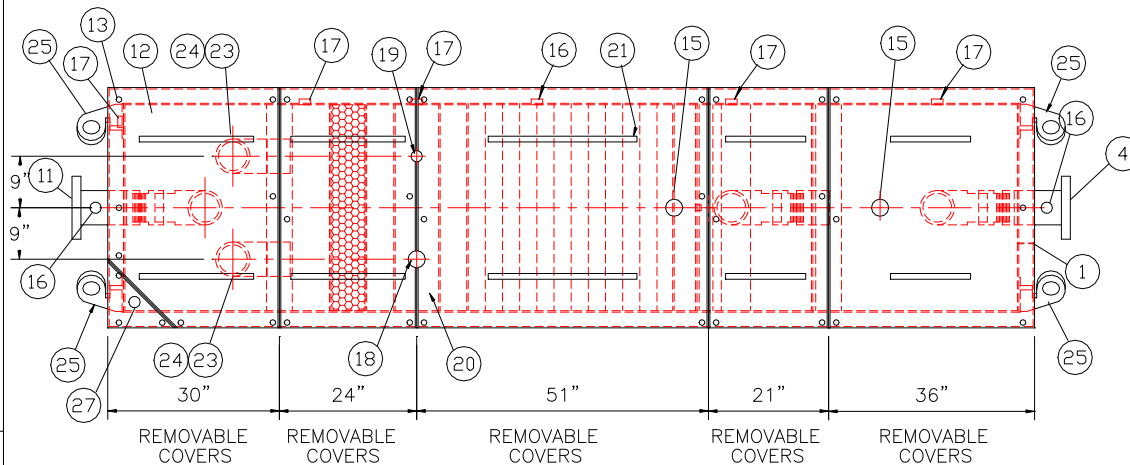
NO. REQ'D: (1)  
CAPACITY: 900 GALLONS  
TYPE: RECTANGULAR, HTC-G, ABOVEGROUND, SINGLEWALL  
MATERIAL: MILD CARBON STEEL  
FLOW RATE: 75 GPM  
GAUGE:  
SHELL- 7 GA  
HEADS- 7 GA  
SURFACE PREP:  
SSPC NO.10 BLAST ALL INTERIOR SURFACES  
SSPC NO.6 BLAST ALL EXTERIOR SURFACES  
COATING: MATERIAL THICKNESS  
EXTERIOR- CHEMPRIME 3001 (3-6 MILS)  
CHEMLINE 3300 (2-3 MILS)  
TOP COAT "WHITE"  
INTERIOR- CHEMLINE 4200 PW (15 MILS)  
CONSTRUCTION:  
BUTT FIT & WELD ALL CORNERS IN & OUT

NOTES

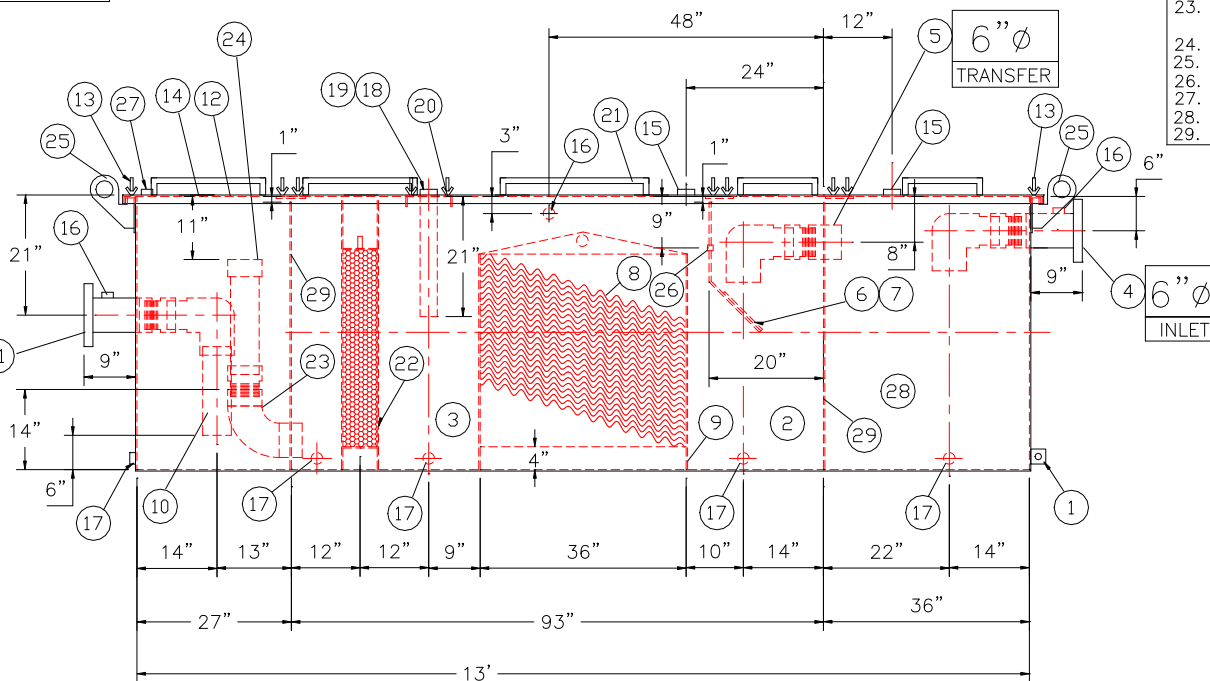
1. ALL INTERNAL MATERIAL IS 10 GA  
2. ALL THREADED DRAIN FITTINGS TO HAVE STEEL THREADED PLUGS AND COATED WITH TANK  
3. ALL OTHER THREADED FITTINGS TO HAVE PVC THREADED PLUGS  
4. LIFTING LUGS HAVE REINFORCING PLATES



END VIEW



PLAN VIEW



ELEVATION

PROVIDED EQUIPMENT


- 3"x3"x1/4" FLAT W/ 9/16" HOLE DRILLED IN CENTER (GROUNDING LUG)
- SEDIMENT CHAMBER
- OIL WATER SEPARATOR CHAMBER
- 150# RFSG FLANGED INLET
- PVC TRANSFER ELBOW PIPING
- VELOCITY HEAD DIFFUSION BAFFLE - 10GA
- WEAR PLATE - 1/4"
- REMOVABLE PARALLEL CORRUGATED PLATE COALESCE (CORELLA PVC PLATES) 1" PLATE SPACING
- SLUDGE BAFFLE - 10GA
- PVC OUTLET DOWNCOMER PIPE
- 150# RFSG FLANGED OUTLET
- (5) PIECE COVER W/ 5/8" BOLT HOLES - 10 GA
- NUTS & BOLTS W/ LARGE WING NUTS-TYP. (CORROSION RESISTANT)
- GASKET MATERIAL (FOR EACH REMOVABLE COVER)
- 3" FNPT (CLEAN-OUT)
- 2" FNPT (VENT)
- 2" FNPT HALF COUPLING (DRAIN) W/ STEEL PLUG
- 3" FNPT FULL COUPLING W/ 3" INTERNAL PVC PIPE (OIL PUMPOUT)
- 2" FNPT HALF COUPLING (INTERFACE LEVEL SENSOR)
- 7GA. CROSSMEMBER 9" WIDE FOR OIL PUMP-OUT & LEVEL SENSOR FTG.
- HANDLES PER H.T. STANDARD
- 6" THICK REMOVABLE PETROSCREEN CARTRIDGE COALESCE
- 6" steel elbow w/ half coupling welded to top for PVC riser pipes
- 6" adjustable fernco coupling
- 1/2" thick lifting lug angled toward center
- 1" FNPT coupling w/ plug
- 2" FNPT half coupling (SPARE)
- SLUDGE CHAMBER
- INTERNAL BULKHEAD

NOTE :  
ALL RIGHTS RESERVED. THIS DRAWING OR ANY PART THEREOF MUST NOT BE REPRODUCED IN ANY FORM WITHOUT THE WRITTEN PERMISSION OF HIGHLAND TANK.  
HIGHLAND TANK SHALL BE RESPONSIBLE ONLY FOR ITEMS INDICATED ON THIS FABRICATION DRAWING UNLESS OTHERWISE NOTED. CUSTOMER IS RESPONSIBLE FOR VERIFYING CORRECTNESS OF SIZE / LOCATION OF FITTINGS , ACCESSORIES & COATINGS SHOWN ON THIS DRAWING

UNLESS OTHERWISE SPECIFIED DIMENSIONS ARE IN INCHES  
TOLERANCES ARE + OR - 1"

SCALE: 1/2"=1'-0" DATE: 1-31-14 DWG. BY: 00900RECSWHTCG

REVISIONS

 **Highland Tank**

U.S. Patent #4,722,800 Canadian Patent # 1,296,263

900 GALLON OIL WATER SEPARATOR  
RECTANGULAR, HTC-G, SINGLE WALL

CUSTOMER:

PROJECT:

QUOTE NO:

CHK'D BY:

