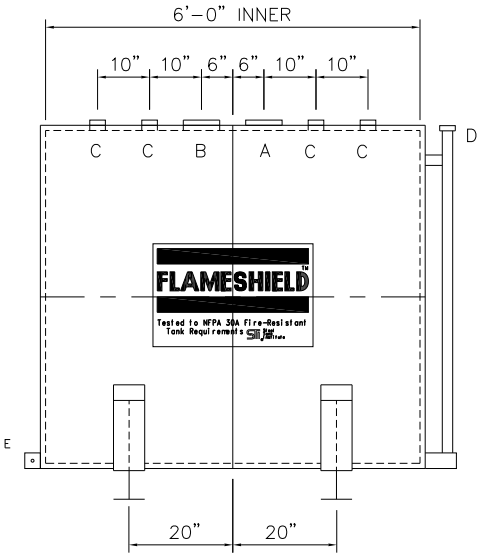
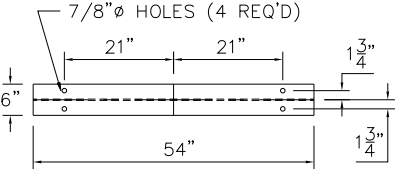
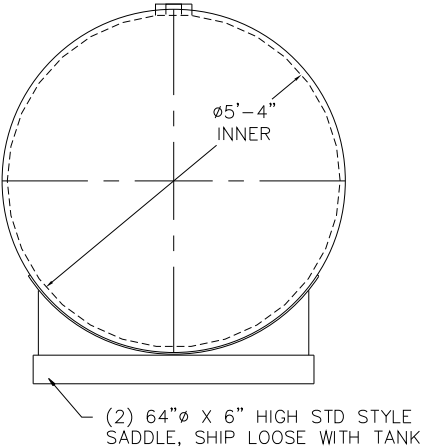


NOTE: ALL RIGHTS RESERVED. THIS DRAWING MUST NOT BE REPRODUCED IN ANY FORM WITHOUT THE WRITTEN PERMISSION OF HIGHLAND TANK®. HIGHLAND TANK® SHALL BE RESPONSIBLE ONLY FOR ITEMS INDICATED ON THIS FABRICATION DRAWING UNLESS OTHERWISE NOTED. CUSTOMER IS RESPONSIBLE FOR VERIFYING CORRECTNESS OF SIZE AND LOCATION OF FITTINGS, ACCESSORIES, AND COATINGS SHOWN ON THIS DRAWING.

TOUCH UP OF FINISHED PAINT IS REQUIRED BY INSTALLATION CONTRACTOR. TOUCH UP PAINT SHIPPED WITH TANK.



DESIGN DATA
CAPACITY – 1,000 GALLONS
TYPE – DOUBLE WALL – TYPE I
NO. REQ. – –
OPERATING PRESSURE – ATMOSPHERIC
SPECIFIC GRAVITY = 1.0
TANK MATERIAL – MILD CARBON STEEL
THICKNESS – INNER– HEADS: 7 GA SHELL: 7 GA
THICKNESS – OUTER– HEADS: 10 GA SHELL: 10 GA
CONSTRUCTION – INNER – LAP WELD OUTSIDE ONLY
OUTER – LAP WELD OUTSIDE ONLY
TANK TEST – INNER – 5 PSIG
OUTER – 2 PSIG AND FULL VACUUM
INT. FINISH – NONE
EXT. FINISH – SHOP PRIMER
LABEL – UL 142, FLAMESHIELD PER sti AND swRI 97-04

<u>LEGEND</u>	
A	6" FITTING THROUGH OUTER SHELL ONLY – MARK WITH LABEL – SECONDARY EMERGENCY VENT USE ONLY
B	6" FITTING – PRIMARY EMERGENCY VENT USE
C	2" FITTING
D	2" INTERSTITIAL MONITOR PIPE
E	FB-3"x 1/4"x3" WITH 5/8"Ø HOLE ON CL (GROUNDING LUG)
F	—

△			
		Highland Tank®	
1,000 GAL 64"Ø AG DW FLAMESHIELD			
CUSTOMER:			
PROJECT:			
QUOTE NO:		CHK'D BY:	
SCALE:	DATE:	DWG. BY:	DWG. NO:
1/2"=1'-0"			01000FS64