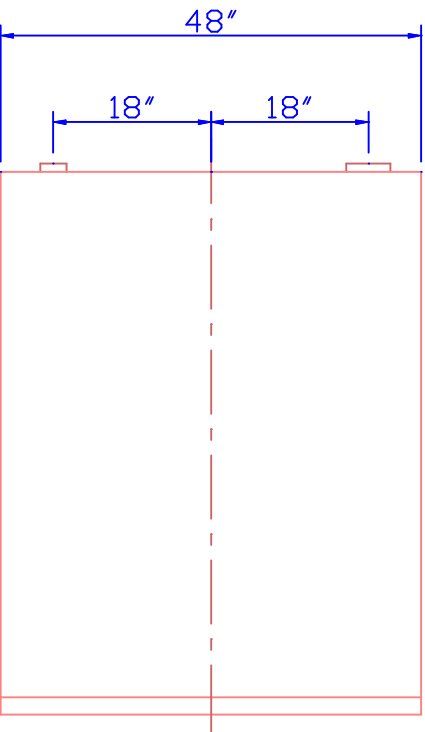
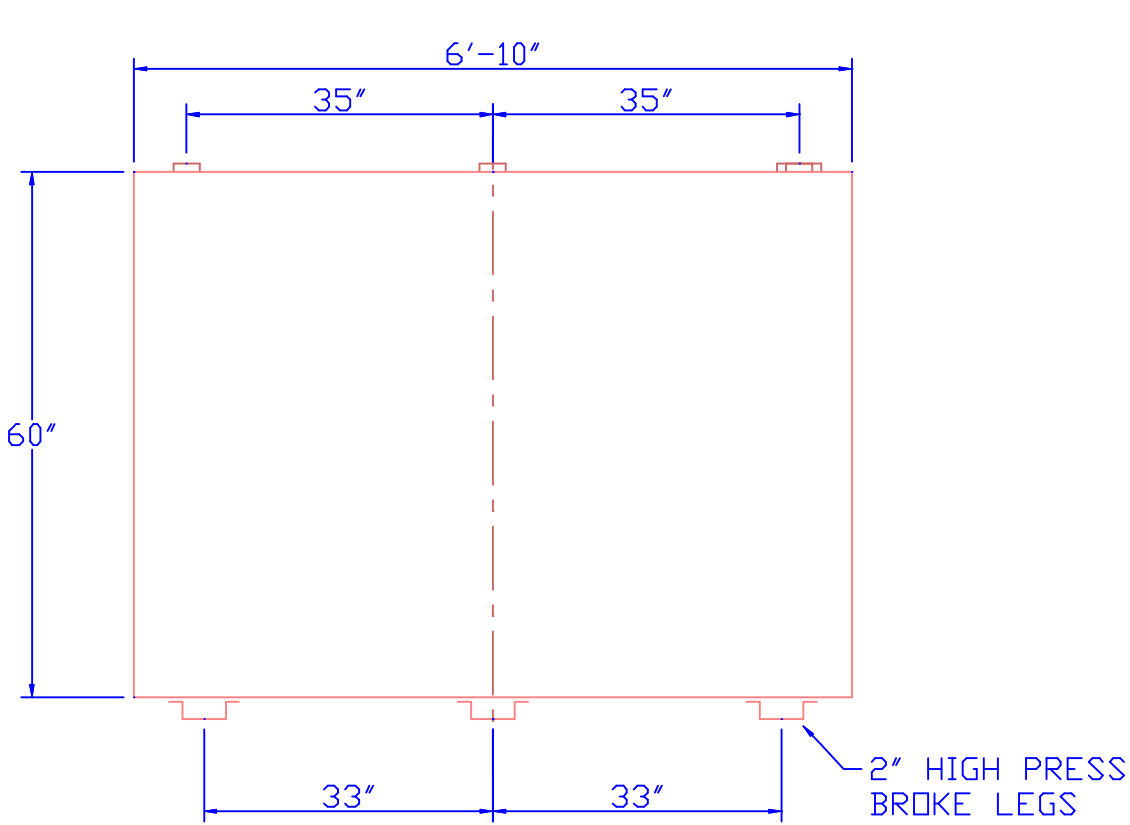
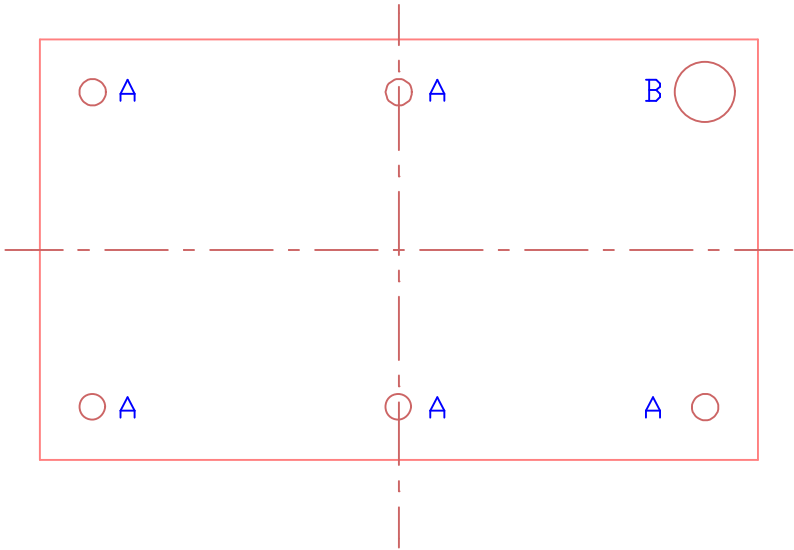


NOTE:  
ALL RIGHTS RESERVED, THIS DRAWING OR ANY PART THEREOF MUST NOT BE REPRODUCED IN ANY FORM WITHOUT THE WRITTEN PERMISSION OF HIGHLAND TANK  
HIGHLAND TANK SHALL BE RESPONSIBLE ONLY FOR ITEMS INDICATED ON THIS FABRICATION DRAWING UNLESS OTHERWISE NOTED. CUSTOMER IS RESPONSIBLE FOR VERIFYING CORRECTNESS OF SIZE / LOCATION OF FITTINGS, ACCESSORIES & COATINGS SHOWN ON THIS DRAWING



CAPACITY - 1000 GALLON  
MATERIAL - 10 GA MILD CARBON STEEL  
CONSTR - LAP WELD OUTSIDE ONLY  
TEST - 2 PSIG  
PAINT - RED PRIMER OUTSIDE ONLY  
  
LABEL - UL 142

A 2" FITTING

B 6" FITTING

<b>Highland Tank</b>				
1000 GAL LUBE TANK (s-stlye)				
CUSTOMER: ---				
PROJECT: ---				
QUOTE NO: ---				
SCALE 1/2" = 1'-0"	DATE 5/26/99	DRAWN BY 008	CHK'D BY	DWG NO LT1000S