

NOTE: ALL RIGHTS RESERVED. THIS DRAWING MUST NOT BE REPRODUCED IN ANY FORM WITHOUT THE WRITTEN PERMISSION OF HIGHLAND TANK®. HIGHLAND TANK® SHALL BE RESPONSIBLE ONLY FOR ITEMS INDICATED ON THIS FABRICATION DRAWING UNLESS OTHERWISE NOTED. CUSTOMER IS RESPONSIBLE FOR VERIFYING CORRECTNESS OF SIZE AND LOCATION OF FITTINGS, ACCESSORIES, AND COATINGS SHOWN ON THIS DRAWING.

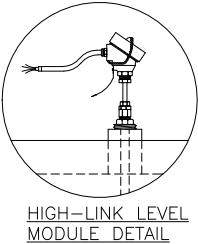
TOUCH UP OF FINISHED PAINT IS REQUIRED BY INSTALLATION CONTRACTOR. TOUCH UP PAINT SHIPPED WITH TANK.

SHIP LOOSE

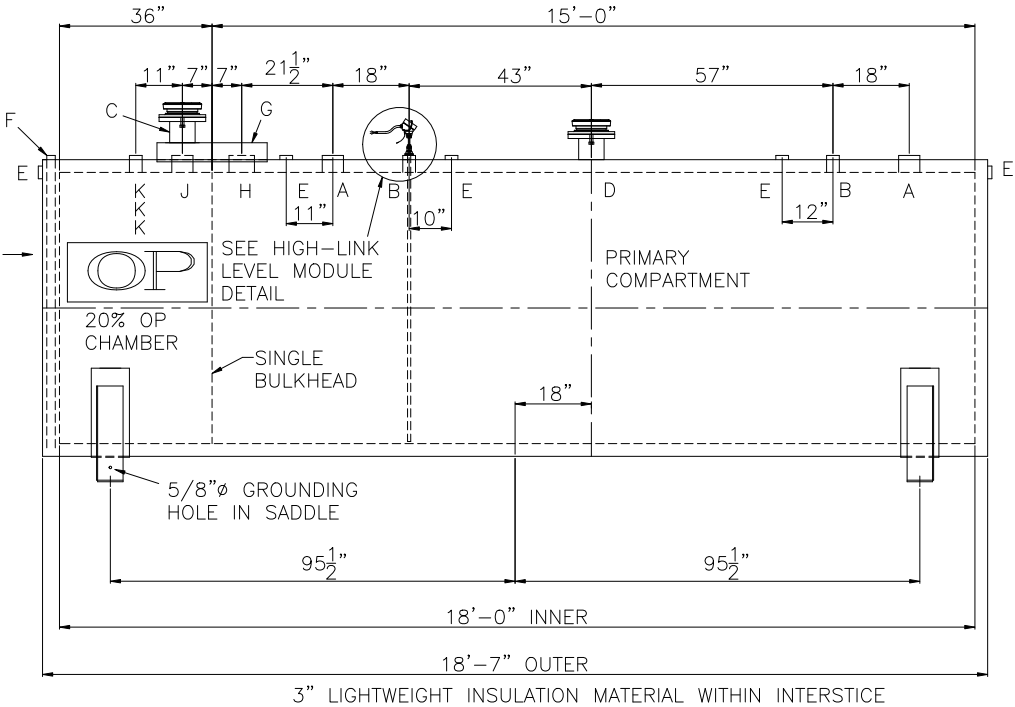
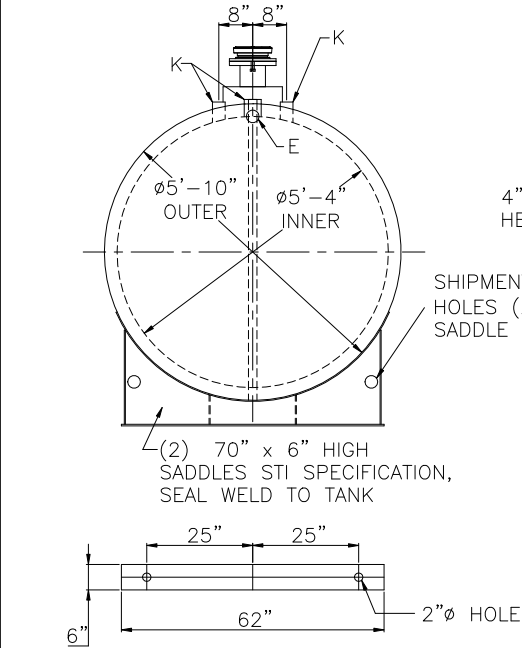
(2) 6" FLANGED EMERGENCY VENTS

INSTALLED

(1) HIGH-LINK LEVEL MODULE MODEL# LS-CS15-CAP 72" LONG & BUSHING.



SHIPPING LUGS AS NEEDED



DESIGN DATA
CAPACITY : 2,500 GALLONS
TYPE: FIREGUARD® CYLINDRICAL
FIREGUARD® IS A TRADEMARK OF THE STEEL TANK INSTITUTE
NO. REQ. --
OPERATING PRESSURE -- ATMOSPHERIC
SPECIFIC GRAVITY = 1.0
TANK MATERIAL -- MILD CARBON STEEL
THICKNESS -- INNER -- HEADS AND SHELL -- 7 GAUGE
THICKNESS -- OUTER -- HEADS AND SHELL -- 7 GAUGE
MIN. GAUGE OR THICKNESS (PER U.L. 2085)
CONSTRUCTION -- INNER -- LAP WELD OUTSIDE ONLY
CONSTRUCTION -- OUTER -- LAP WELD OUTSIDE ONLY
TANK TEST -- PER UL 2085
INT. FINISH -- NONE
EXT. FINISH -- SP-6 BLAST, FINISH PAINT WHITE
LABEL-- UL 2085 AND FIREGUARD® PER sti

LEGEND			
A	4" FEMALE FIREGUARD COUPLING	H	6" SCH 40 PIPE
B	2" FEMALE FIREGUARD COUPLING	J	4" FEMALE FIREGUARD COUPLING
C	6" FFSO 150# FLANGE -- PRIMARY EMERGENCY VENT USE ONLY	K	2" FEMALE FIREGUARD COUPLING
D	6" FFSO 150# FLANGE THROUGH OUTER SHELL ONLY, MARK WITH SPECIAL WARNING LABEL INTERSTITIAL EMERGENCY VENT USE ONLY	L	--
E	2" FITTING THROUGH OUTER SHELL ONLY WITH CAST IRON PLUG-- MFG USE ONLY		
F	2" INTERSTITIAL MONITOR PIPE -- MALE NPT END		
G	26" LONG x 14" WIDE x 4" HIGH CLOSED TOP STEEL ENCLOSURE WELDED TO OUTER TANK		

NOTES:

STRIKER PLATES ARE NOT SUPPLIED ON FIREGUARDS® UNLESS SPECIFIED

△			
		<b>Highland Tank</b>	
UNLESS NOTED, TOLERANCES ARE +/- 1"			
2,500 GAL 64"Ø CYL. FIREGUARD OP®			
PATENT: 5,695,089 PATENT: 5,809,650			
CUSTOMER:			
PROJECT:			
QUOTE NO:		CHK'D BY:	
SCALE: 3/8" = 12"	DATE:	DWG. BY:	DWG. NO: 2500FGCYL640P