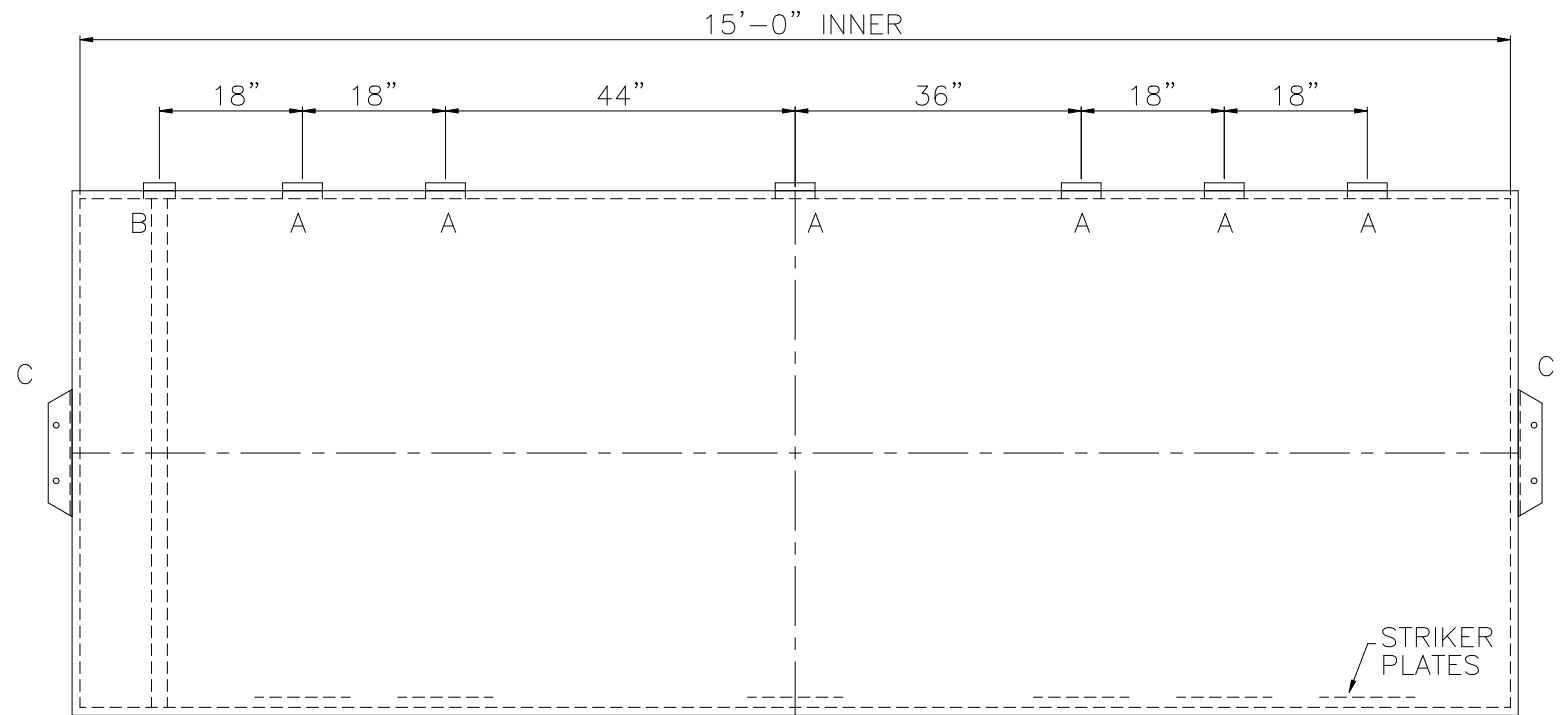
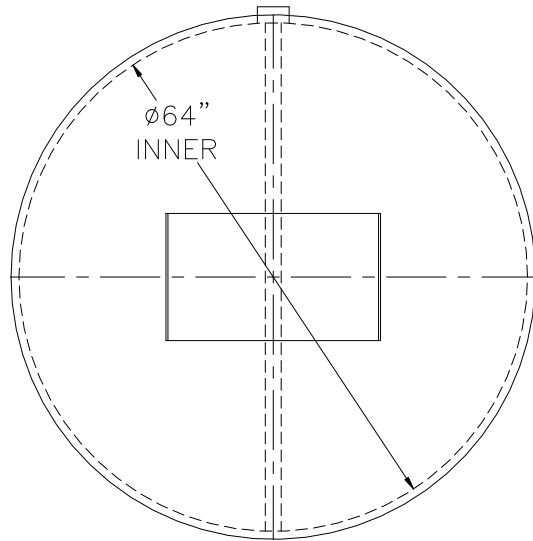


NOTE: ALL RIGHTS RESERVED. THIS
DRAWING MUST NOT BE REPRODUCED IN
ANY FORM WITHOUT THE WRITTEN
PERMISSION OF HIGHLAND TANK®.
HIGHLAND TANK® SHALL BE RESPONSIBLE
ONLY FOR ITEMS INDICATED ON THIS
FABRICATION DRAWING UNLESS OTHERWISE
NOTED. CUSTOMER IS RESPONSIBLE FOR
VERIFYING CORRECTNESS OF SIZE AND
LOCATION OF FITTINGS, ACCESSORIES, AND
COATINGS SHOWN ON THIS DRAWING.




DESIGN DATA
CAPACITY – 2,500 GALLONS
TYPE – DOUBLE WALL, HIGHGUARD, UNDERGROUND
NO. REQ. – –
OPERATING PRESSURE – ATMOSPHERIC
TANK MATERIAL – MILD CARBON STEEL
THICKNESS INNER –HEADS: 7 GA, SHELL: 7 GA
THICKNESS OUTER –HEADS: 10 GA, SHELL: 10 GA
*GA THK. BASED ON 60” MAX. BURIAL DEPTH
CONSTRUCTION – INNER TANK LAP WELD OUTSIDE ONLY OUTER TANK LAP WELD OUTSIDE ONLY
TANK TEST – INNER – 5 PSIG OUTER – 2 PSIG AND FULL VACUUM
INT. FINISH – NONE –
EXT. FINISH – SP6 BLAST, 75 MILS POLYURETHANE –
LABEL – UL-1746 PART IV, HIGHGUARD (UL58)

<u>LEGEND</u>	
A	4" FITTING
B	2" INTERNAL MONITOR PIPE
C	HTM SPIN BRK'T – MFG USE ONLY – NOT TO BE USED FOR FIELD INSTALLATION
D	–
E	–
F	–

NOTES:

- 1) THE HIGHGUARD TANK IS NOT APPROVED FOR THE STORAGE OF HEATED PRODUCTS.
- 2) 15,000 VOLT SPARK TEST PROVIDED AT FACTORY.
- 3) SHOP TO INSTALL 1/4"x12"x12" STRIKER PLATES, ROLLED AND SEAL WELD TO THE TANK.

 <h1>Highland Tank</h1>	
UNLESS NOTED, TOLERANCES ARE $\pm 1"$	
2,500 GAL 64" ϕ DOUBLE WALL HIGHGUARD	
CUSTOMER:	
PROJECT:	
QUOTE NO:	CHK'D BY:
SCALE: 1/2"=1'-0"	DATE:
DWG. BY:	DWG. NO: 02500HGDW64