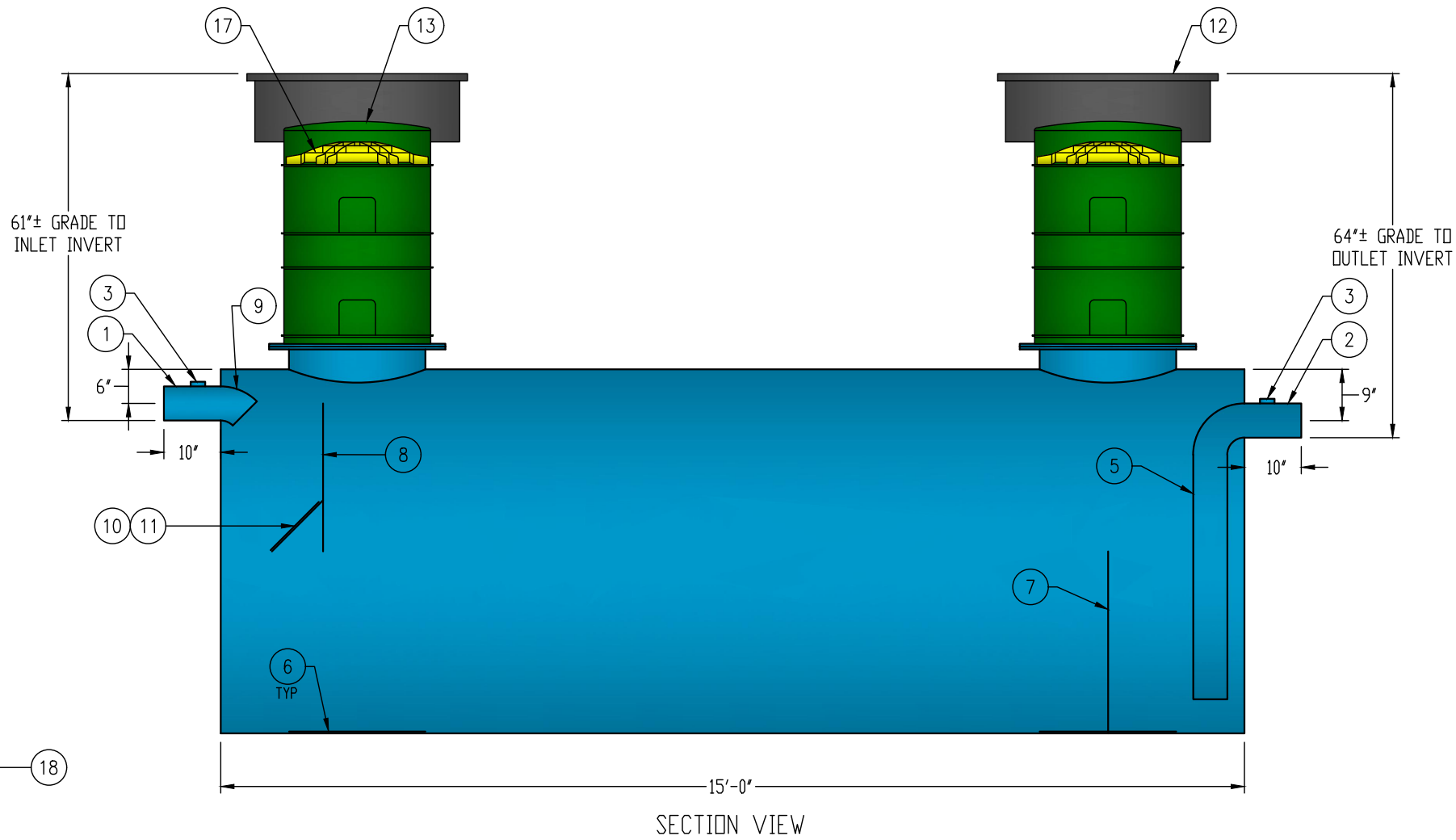
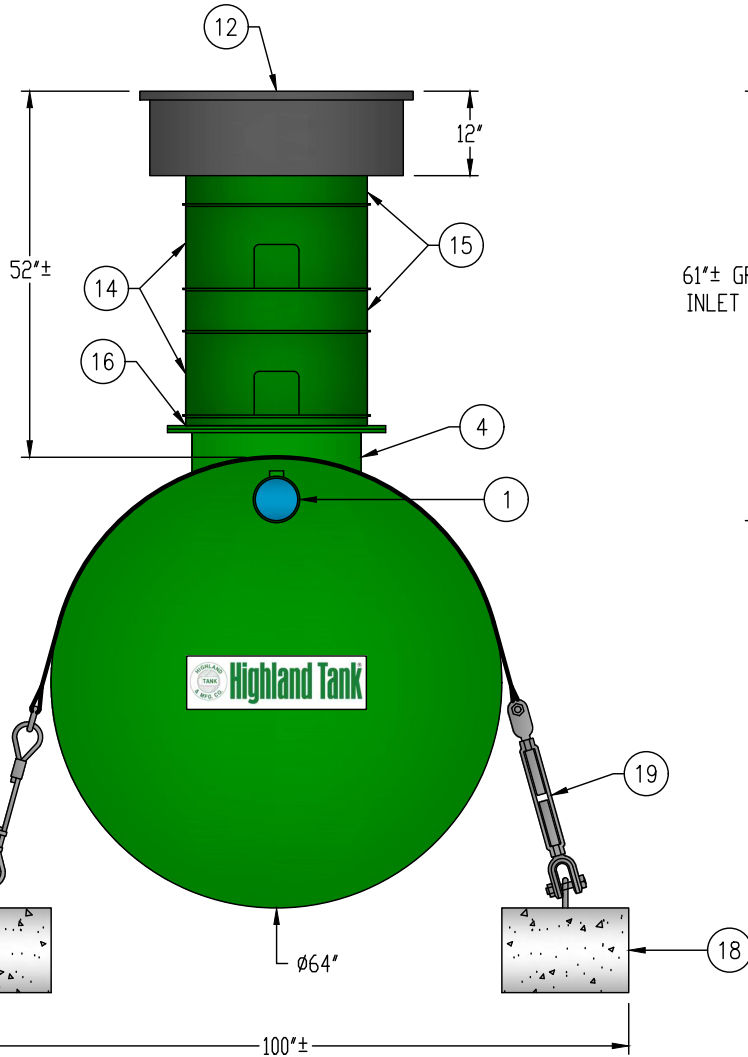
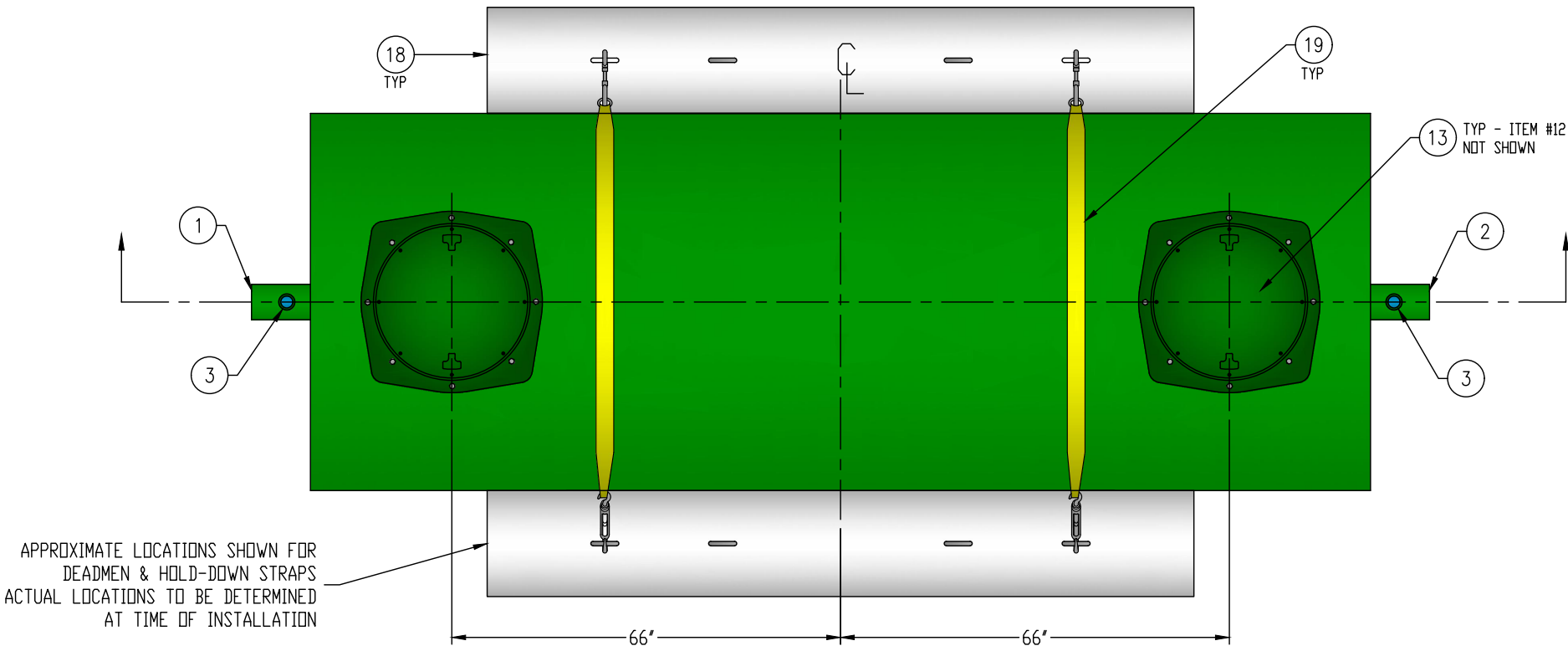


CUSTOMER APPROVAL

THE CUSTOMER HAS REVIEWED THIS DRAWING AND VERIFIED THE ACCURACY OF ALL INFORMATION AND DIMENSIONS.

SIGNED: _____

DATE: _____



GENERAL SPECIFICATIONS

QUANTITY: ONE (1)
MODEL: OSI-2500-1
CAPACITY: 2,500 GALLONS
FLOW RATE: 250 GPM
TYPE: SINGLE WALL, HIGHGUARD, UNDERGROUND
MATERIAL: 7 GA CARBON STEEL

MATERIAL BASED ON 60" MAXIMUM BURIAL DEPTH
LAP FIT AND WELD INTERIOR AND EXTERIOR SEAMS
TANK TEST: 3-5 PSI AIR TEST
SURFACE PREP: SSPC-SP 10 BLAST INTERIOR SURFACES
SSPC-SP 6 BLAST EXTERIOR SURFACES
EXT. COATING: HIGHGUARD POLYURETHANE - 75 MILS
INT. COATING: CHEMTHANE 4200 PW (15 MILS DFT)
OPERATING PRESSURE: ATMOSPHERIC

NOTE: OPTIONAL 2" VENTS ON MANWAY RISERS AT THE DISCRETION OF THE OWNER

- PROVIDED EQUIPMENT
1. 6"Ø SCH 40 PIPE STUB - INLET
 2. 6"Ø SCH 40 PIPE STUB - OUTLET
 3. 2" HC - VENT
 4. 24"Ø MANWAY FOR STACKABLE RISER
 5. 6"Ø SCH 40 TRANSFER PIPE
 6. STRIKER PLATE
 7. SLUDGE BAFFLE - 7 GA
 8. UNDERFLOW BAFFLE - 7 GA
 9. 6"Ø 45° DIFFUSION ELBOW
 10. DIFFUSION BAFFLE - 7 GA
 11. 12" x 12" WEAR PLATE - 1/4"
 12. 36"Ø GRADE-LEVEL MANWAY - SHIPPED LOOSE
 13. 24"Ø PVC COVER
 14. (2) 24"Ø x 12" STACKABLE RISER - ALL STACKABLE RISER COMPONENTS ARE PRE-ASSEMBLED AND COMPLETE MANWAY RISER IS SHIPPED LOOSE
 15. (2) 24"Ø x 6" STACKABLE RISER
 16. STACKABLE RISER ADAPTER RING & GASKET
 17. STACKABLE RISER SAFETY SCREEN
 18. (2) CDA-15 CONCRETE DEADMAN
 19. (2) POLYESTER HOLD-DOWN STRAPS



OIL/SAND INTERCEPTOR
2,500 GALLON SINGLE-BASIN

CUSTOMER: _____

PROJECT: _____

QUOTE NO.: _____

SCALE: _____ DATE: 2/15/18 DWG. BY: MGS DWG. NO.: OSI-2500-1

DIMENSION TOLERANCE: ± 1"