

## GENERAL SPECIFICATIONS

NO. REQ'D: (1)  
CAPACITY: 3000 GALLON  
TYPE: HT, HIGHGUARD, SINGLE WALL  
MATERIAL: MILD CARBON STEEL  
FLOW RATE: 300 GPM

GAUGE:  
SHELL- 7 GA.  
HEADS- 7 GA.

SURFACE PREP:  
SSPC NO.6 BLAST ALL EXTERIOR SURFACES

COATING:	MATERIAL	THICKNESS
EXTERIOR-	POLYURETHANE	(75 MILS)
INTERIOR-	NONE	

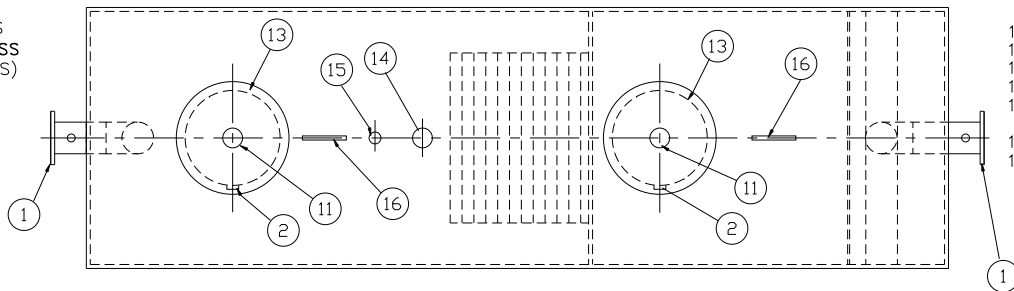
CONSTRUCTION :  
LAP FIT & WELD ALL EXTERIOR SEAMS  
OPERATING PRESSURE : ATMOSPHERIC

## NOTES:

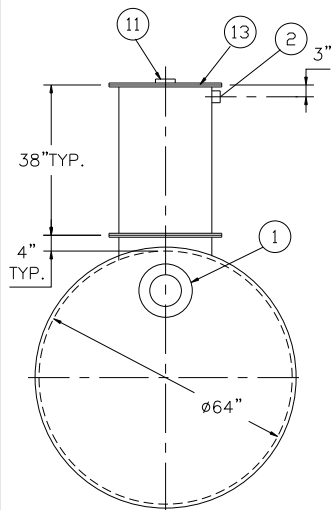
1. POLYURETHANE HIGHGUARD TANK IS NOT APPROVED FOR THE STORAGE OF HEATED PRODUCTS
2. ALL VENT PIPING BY INSTALLER
3. 15000 VOLT SPARK TEST PROVIDED AT FACTORY

## PROVIDED EQUIPMENT

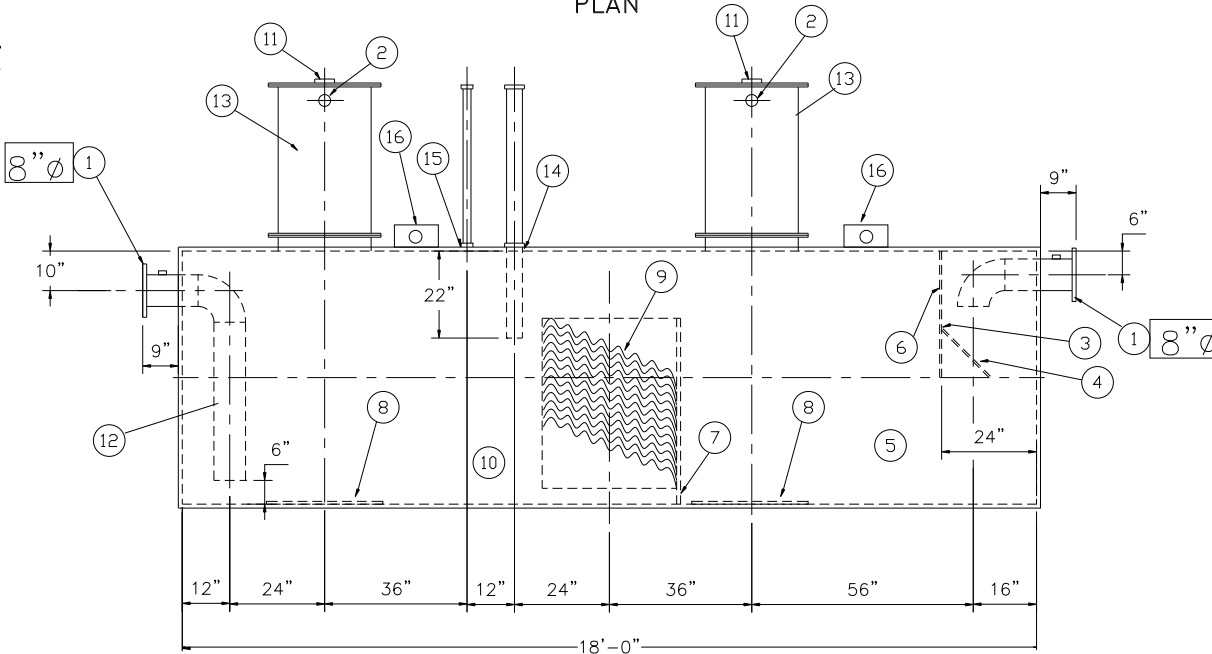
1. 150# R.F.S.O. FLANGE W/ 2" NPT FOR VENT
2. 2"Ø FTG. FOR VENT TYP. BOTH MANWAYS
3. VELOCITY HEAD DIFFUSION BAFFLE
4. WEAR PLATE
5. SEDIMENT CHAMBER
6. UNDERFLOW BAFFLE
7. SLUDGE BAFFLE
8. STRIKER PLATES
9. PARALLEL CORRUGATED PLATE COALESCER. CORELLA PVC PLATES
10. OIL/WATER SEPARATOR CHAMBER
11. 4"Ø FTG. FOR GAUGE WITH PLUG TYP. BOTH MANWAYS
12. OUTLET DOWNCOMER
13. 24"Ø MANWAY WITH BOLT-ON EXTENSION SHIPPED LOOSE
14. 4"Ø FTG. FOR OIL PUMPOUT W/ INTERNAL PIPE INSTALLED & RISER PIPE SHIPPED LOOSE
15. 2"Ø FTG. FOR LEVEL SENSOR W/ RISER PIPE SHIPPED LOOSE
16. LIFTING LUG



PLAN



END VIEW



ELEVATION

NOTE :  
ALL RIGHTS RESERVED. THIS DRAWING OR ANY PART THEREOF MUST NOT BE REPRODUCED IN ANY FORM WITHOUT THE WRITTEN PERMISSION OF HIGHLAND TANK.

HIGHLAND TANK SHALL BE RESPONSIBLE ONLY FOR ITEMS INDICATED ON THIS FABRICATION DRAWING UNLESS OTHERWISE NOTED. CUSTOMER IS RESPONSIBLE FOR VERIFYING CORRECTNESS OF SIZE / LOCATION OF FITTINGS , ACCESSORIES & COATINGS SHOWN ON THIS DRAWING

## REVISIONS



# Highland Tank

U.S. Patent #4,722,800 Canadian Patent # 1,296,263  
#6,606,224 # 2,389,065

3000 GALLON OIL WATER SEPARATOR  
HT, HIGHGUARD, SINGLE WALL

CUSTOMER:

PROJECT:

QUOTE NO:

CHK'D BY:

SCALE: 3/8"=1'-0"

DATE: 8-1-07

DWG. BY:

DWG. NO.:

03000HGSWHTHDS