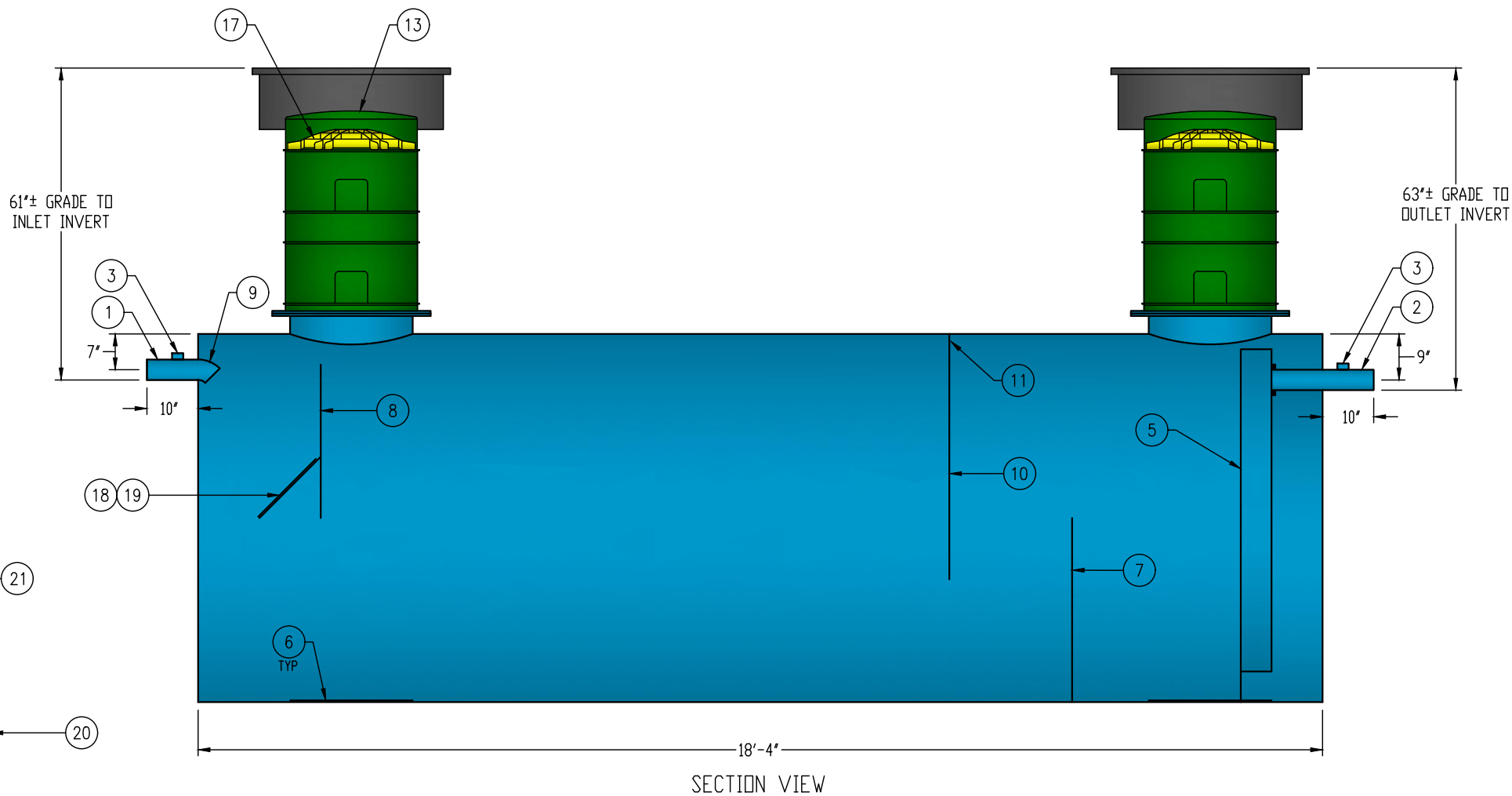
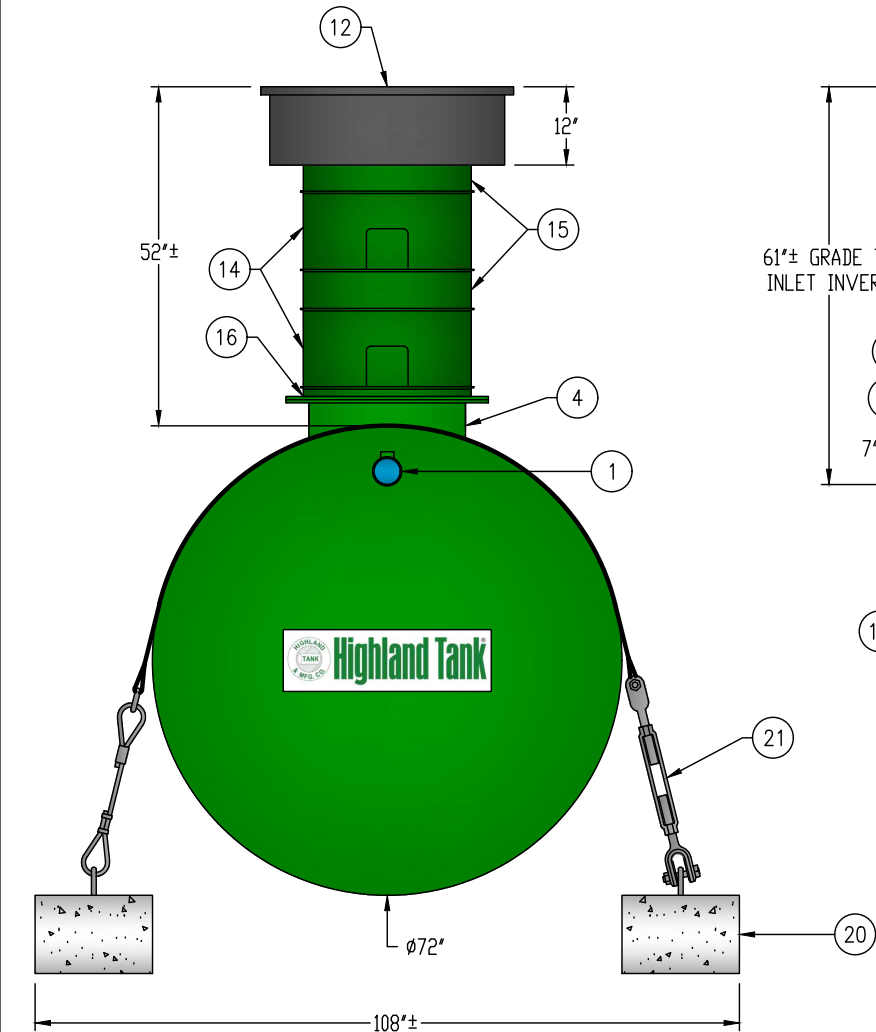
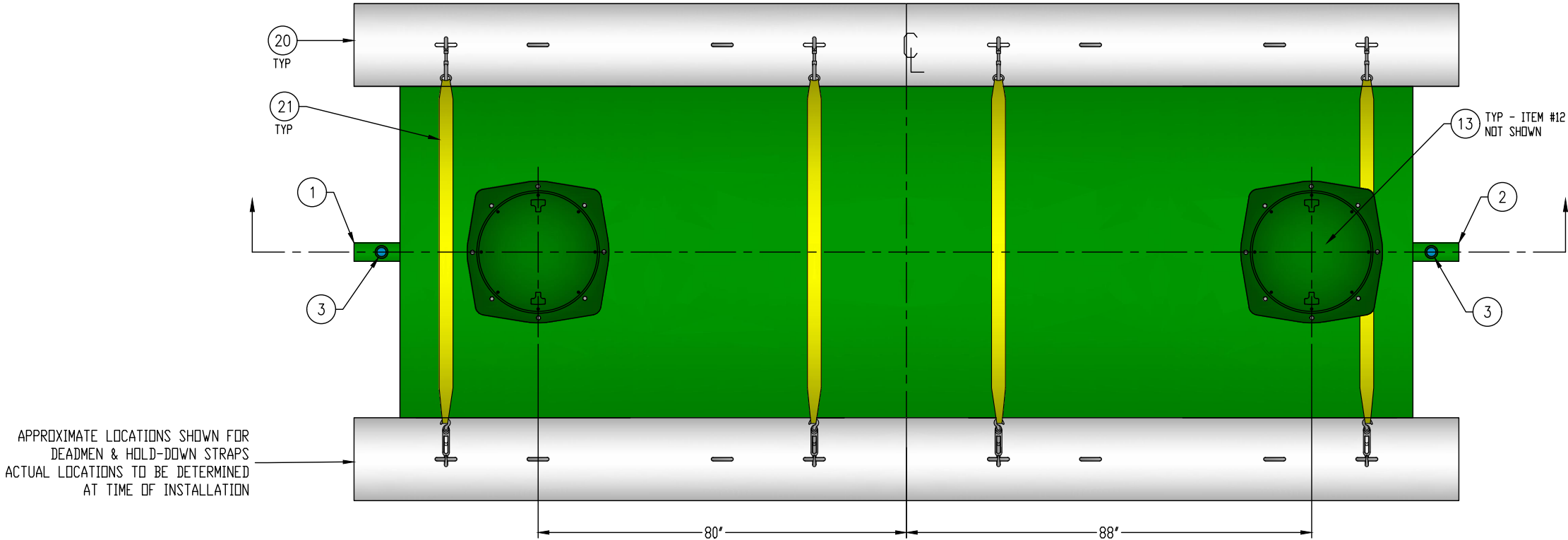


CUSTOMER APPROVAL

THE CUSTOMER HAS REVIEWED THIS DRAWING AND VERIFIED THE ACCURACY OF ALL INFORMATION AND DIMENSIONS.

SIGNED: _____

DATE: _____



GENERAL SPECIFICATIONS

QUANTITY: ONE (1)
MODEL: PGI-3500-2
OPERATING CAPACITY: 3,503 GALLONS
TYPE: SINGLE WALL, HIGHGUARD, UNDERGROUND
MATERIAL: 1/4" CARBON STEEL
MATERIAL BASED ON 60" MAXIMUM BURIAL DEPTH
LAP FIT AND WELD INTERIOR AND EXTERIOR SEAMS
TANK TEST: 3-5 PSI AIR TEST
SURFACE PREP: SSPC-SP 10 BLAST INTERIOR SURFACES
SSPC-SP 6 BLAST EXTERIOR SURFACES
EXT. COATING: HIGHGUARD POLYURETHANE - 75 MILS
INT. COATING: CHEMLINE 4200 PW (15 MILS DFT)
OPERATING PRESSURE: ATMOSPHERIC

NOTE: OPTIONAL 2" VENTS ON MANWAY RISERS AT THE DISCRETION OF THE OWNER

PROVIDED EQUIPMENT

- 4"Ø SCH 40 PIPE STUB - INLET
- 4"Ø SCH 40 PIPE STUB - OUTLET
- 2" HC - VENT
- 24"Ø MANWAY FOR STACKABLE RISER
- 6" SQUARE STEEL OUTLET BAFFLE WITH OPEN TOP
- STRIKER PLATE
- SLUDGE BAFFLE - 1/4"
- UNDERFLOW BAFFLE - 1/4"
- 4"Ø 45° DIFFUSION ELBOW
- GREASE DAM - 1/4"
- 2" OPENING FOR AIR CIRCULATION
- 36"Ø GRADE-LEVEL MANWAY - SHIPPED LOOSE
- 24"Ø PVC COVER
- (2) 24"Ø x 12" STACKABLE RISER - ALL STACKABLE RISER COMPONENTS ARE PRE-ASSEMBLED AND COMPLETE MANWAY RISER IS SHIPPED LOOSE
- (2) 24"Ø x 6" STACKABLE RISER
- STACKABLE RISER ADAPTER RING & GASKET
- STACKABLE RISER SAFETY SCREEN
- DIFFUSION BAFFLE - 7 GA
- 16" x 16" WEAR PLATE - 1/4"
- (4) CDA-15 CONCRETE DEADMAN
- (4) POLYESTER HOLD-DOWN STRAPS



Highland Tank®

PASSIVE GREASE INTERCEPTOR
3,500 GALLON DOUBLE-BASIN

CUSTOMER:

PROJECT:

QUOTE NO.:

SCALE:

DATE:

DWG. BY:

DWG. NO.:

ORDER:

DIMENSION TOLERANCE: ± 1"

NTS

3/5/19

MGS

PGI-3500-2

NOTE:
ALL RIGHTS RESERVED. THIS DRAWING, OR ANY PART THEREOF, MUST NOT BE REPRODUCED IN ANY FORM WITHOUT WRITTEN PERMISSION FROM HIGHLAND TANK. UNLESS OTHERWISE NOTED, HIGHLAND TANK SHALL BE RESPONSIBLE ONLY FOR ITEMS INDICATED ON THIS FABRICATION DRAWING. THE CUSTOMER IS RESPONSIBLE FOR VERIFYING THE CORRECTNESS OF THE TYPE, SIZE, AND LOCATION OF ALL FITTINGS, ACCESSORIES, AND COATINGS SHOWN ON THIS DRAWING.