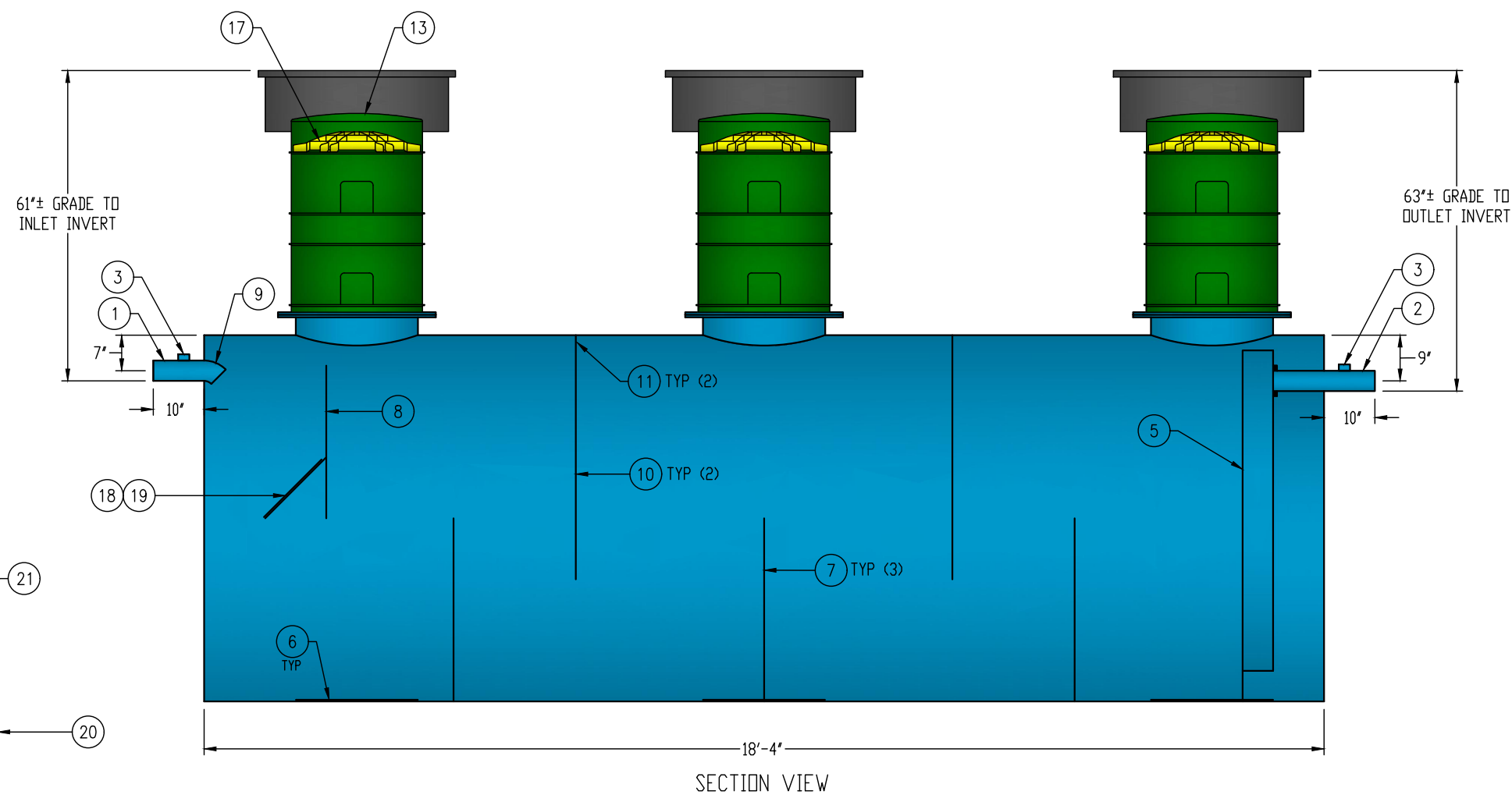
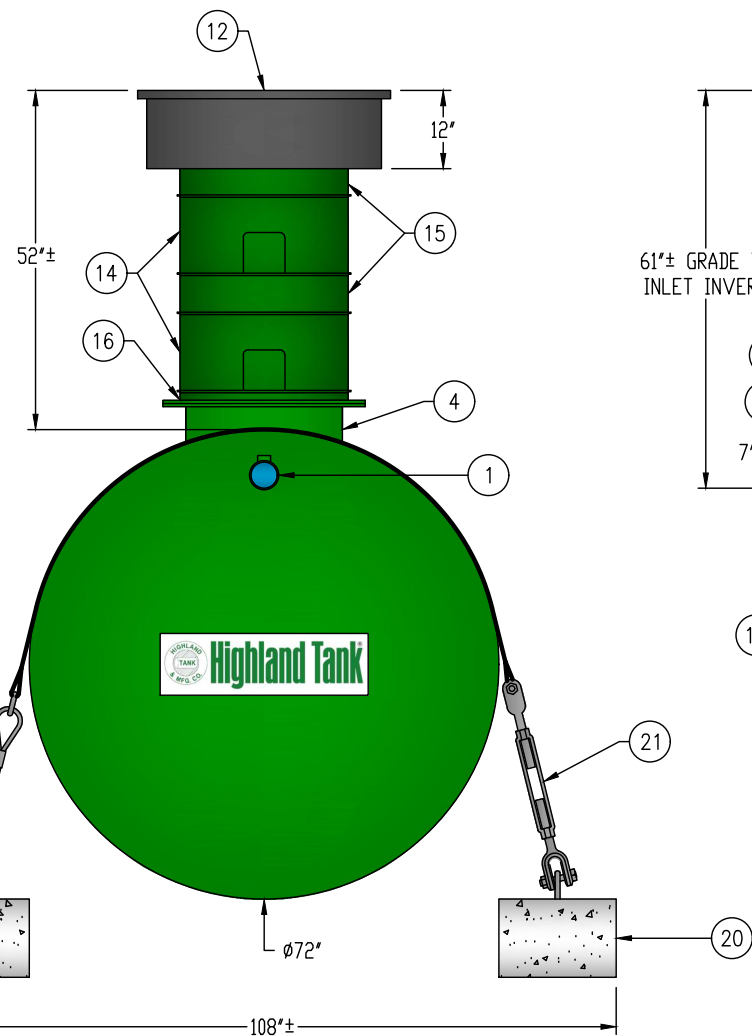
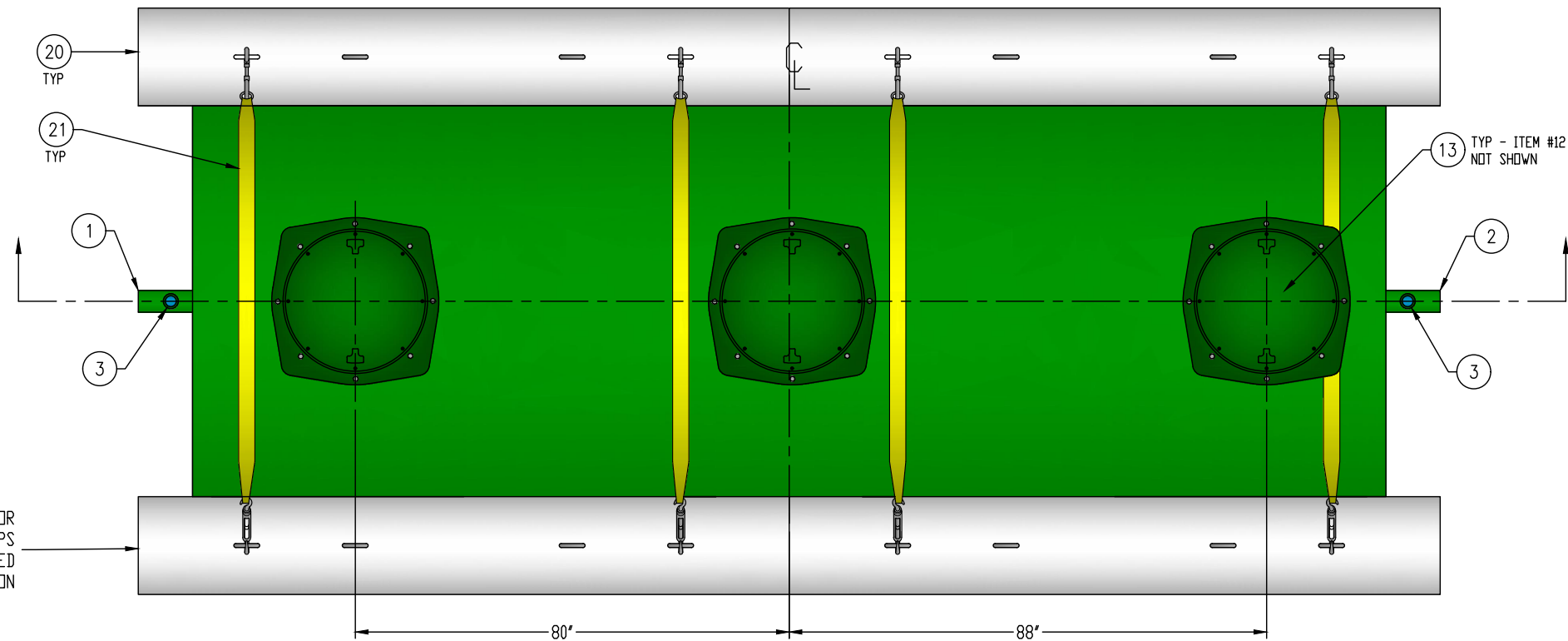
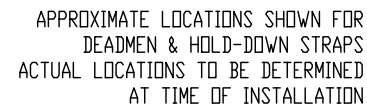


THE CUSTOMER HAS REVIEWED THIS  
DRAWING AND VERIFIED THE ACCURACY OF  
ALL INFORMATION AND DIMENSIONS.

SIGNED

DATE:



## GENERAL SPECIFICATIONS

QUANTITY: ONE (1)  
 MODEL: PGI-3500-3  
 OPERATING CAPACITY: 3,503 GALLONS  
 TYPE: SINGLE WALL, HIGHGUARD, UNDERGROUND  
 MATERIAL: 1/4" CARBON STEEL  
 MATERIAL BASED ON 60" MAXIMUM BURIAL DEPTH  
 LAP FIT AND WELD INTERIOR AND EXTERIOR SEAMS  
 TANK TEST: 3-5 PSI AIR TEST  
 SURFACE PREP: SSPC-SP 10 BLAST INTERIOR SURFACES  
                   SSPC-SP 6 BLAST EXTERIOR SURFACES  
 EXT. COATING: HIGHGUARD POLYURETHANE - 75 MILS  
 INT. COATING: CHEMLINE 4200 PW (15 MILS DFT)  
 OPERATING PRESSURE: ATMOSPHERIC

NOTE: OPTIONAL 2" VENTS ON MANWAY RISERS AT THE DISCRETION OF THE OWNER

### PROVIDED EQUIPMENT

1. 4"Ø SCH 40 PIPE STUB – INLET
2. 4"Ø SCH 40 PIPE STUB – OUTLET
3. 2" HC – VENT
4. 24"Ø MANWAY FOR STACKABLE RISER
5. 6" SQUARE STEEL OUTLET BAFFLE WITH OPEN TOP
6. STRIKER PLATE
7. SLUDGE BAFFLE – 1 1/4"
8. UNDERFLOW BAFFLE – 1 1/4"
9. 4"Ø 45° DIFFUSION ELBOW
10. GREASE DAM – 1/4"
11. 2" OPENING FOR AIR CIRCULATION
12. 36"Ø GRADE-LEVEL MANWAY – SHIPPED LOOSE
13. 24"Ø PVC COVER
14. (2) 24"Ø x 12" STACKABLE RISER – ALL STACKABLE RISER COMPONENTS ARE PRE-ASSEMBLED AND COMPLETE MANWAY RISER IS SHIPPED LOOSE
15. (2) 24"Ø x 6" STACKABLE RISER
16. STACKABLE RISER ADAPTER RING & GASKET
17. STACKABLE RISER SAFETY SCREEN
18. DIFFUSION BAFFLE – 7 GA
19. 16" x 16" WEAR PLATE – 1/4"
20. (4) CDA-15 CONCRETE DEADMAN
21. (4) POLYESTER HOLD-DOWN STRAPS



# Highland Tank®

PASSIVE GREASE INTERCEPTOR  
3,500 GALLON TRIPLE-BASIN

CUSTOMER:

PROJECT:

QUOTE NO.:

ORDER:

SCALE: NTS	DATE: 3/5/19	DWG. BY: MGS	DWG. NO.: PGI-3500-3
---------------	-----------------	-----------------	-------------------------

DIMENSION TOLERANCE:  $\pm 1"$

NOTE:  
ALL RIGHTS RESERVED. THIS DRAWING, OR ANY PART THEREOF, MUST NOT BE REPRODUCED IN ANY FORM WITHOUT WRITTEN PERMISSION FROM HIGH AND TANK UNLESS OTHERWISE NOTED. HIGH AND TANK SHALL BE RESPONSIBLE ONLY FOR ITEMS INDICATED ON THIS FABRICATION DRAWING. THE CUSTOMER IS RESPONSIBLE FOR VERIFYING THE CORRECTNESS OF THE TYPE, SIZE, AND LOCATION OF ALL FITTINGS, ACCESSORIES, AND COATINGS SHOWN IN THIS DRAWING.