

GENERAL SPECIFICATIONS

NO. REQ'D: (1)
 CAPACITY: 4000 GALLON
 TYPE: HT, HIGHGUARD, DOUBLE WALL, "G" SERIES
 MATERIAL: MILD CARBON STEEL
 FLOW RATE: 400 GPM
 GAUGE: INNER OUTER
 SHELL- 7 GA. 10 GA.
 HEADS- 7 GA. 10 GA.

SURFACE PREP: SP-6 BLAST ALL EXTERIOR SURFACES

COATING: MATERIAL THICKNESS
 EXTERIOR- HIGHGUARD 75 MILS
 INTERIOR- NONE

CONSTRUCTION : LAP FIT & WELD ALL EXTERIOR SEAMS

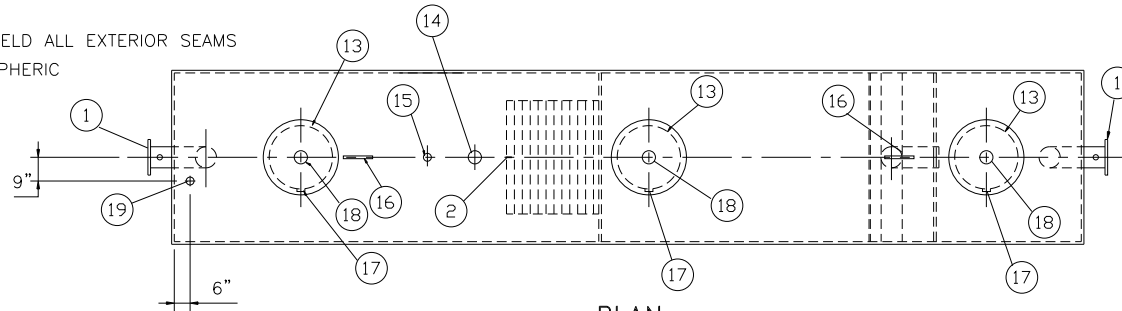
OPERATING PRESSURE: ATMOSPHERIC

NOTES:

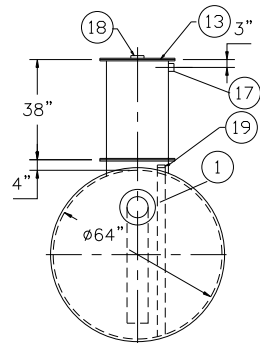
1. POLYURETHANE HIGHGUARD TANK IS NOT APPROVED FOR THE STORAGE OF HEATED PRODUCTS
2. ALL VENT PIPING BY INSTALLER
3. 15000 VOLT SPARK TEST PROVIDED AT FACTORY

PROVIDED EQUIPMENT

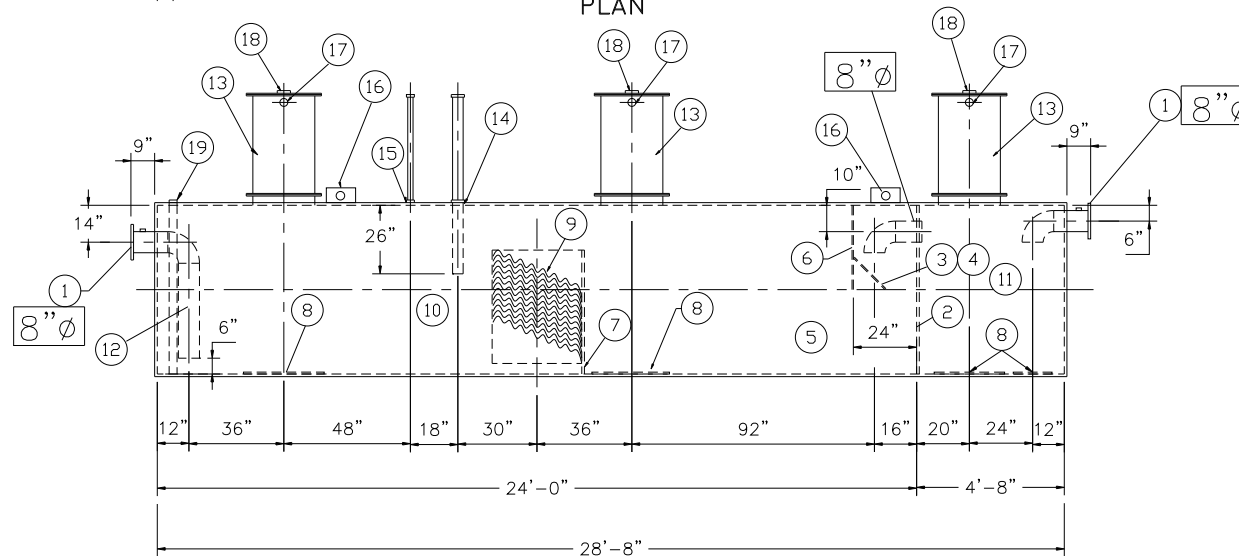
1. 150# R.F.S.O. FLANGE W/ 2" NPT FOR VENT
2. 7 GA. BULKHEAD
3. VELOCITY HEAD DIFFUSION BAFFLE
4. WEAR PLATE
5. SEDIMENT CHAMBER
6. UNDERFLOW BAFFLE
7. SLUDGE BAFFLE
8. STRIKER PLATES
9. PARALLEL CORRUGATED PLATE COALESCER
10. OIL/WATER SEPARATOR CHAMBER
11. SLUDGE CHAMBER
12. OUTLET DOWNCOMER
13. 18"Ø MANWAY WITH BOLT-ON EXTENSION SHIPPED LOOSE
14. 4"Ø FTG. FOR OIL PUMP-OUT W/ INTERNAL PIPE INSTALLED AND RISER PIPE SHIPPED LOOSE
15. 2"Ø FTG. FOR LEVEL SENSOR W/ RISER PIPE SHIPPED LOOSE
16. LIFTING LUG
17. 2"Ø FTG. FOR VENT TYP. BOTH MANWAYS
18. 4"Ø FTG. FOR GAUGE WITH PLUG TYP. BOTH MANWAYS
19. 2"Ø FTG. FOR LEAK DETECTION



PLAN



END VIEW



ELEVATION

NOTE :
 ALL RIGHTS RESERVED. THIS DRAWING OR ANY PART THEREOF MUST NOT BE REPRODUCED IN ANY FORM WITHOUT THE WRITTEN PERMISSION OF HIGHLAND TANK.
 HIGHLAND TANK SHALL BE RESPONSIBLE ONLY FOR ITEMS INDICATED ON THIS FABRICATION DRAWING UNLESS OTHERWISE NOTED. CUSTOMER IS RESPONSIBLE FOR VERIFYING CORRECTNESS OF SIZE / LOCATION OF FITTINGS , ACCESSORIES & COATINGS SHOWN ON THIS DRAWING

REVISIONS



Highland Tank

U.S. Patent #4,722,800 Canadian Patent # 1,296,263
 #6,606,224 # 2,389,065

4000 GALLON OIL WATER SEPARATOR
 HT,HIGHGUARD,DOUBLE WALL,"G" SERIES

CUSTOMER:

PROJECT:

QUOTE NO:

CHK'D BY:

SCALE: 1/4"=1'-0"

DATE: 8-5-05

DWG. BY:

DWG. NO.:

04000HGDWHTG