

CUSTOMER APPROVAL

THE CUSTOMER HAS REVIEWED THIS  
DRAWING AND VERIFIED THE ACCURACY OF  
ALL INFORMATION AND DIMENSIONS.

SIGNED: \_\_\_\_\_

DATE: \_\_\_\_\_

GENERAL SPECIFICATIONS

QUANTITY: ONE (1)  
MODEL: OSI-4000-3  
CAPACITY: 4,000 GALLONS  
FLOW RATE: 400 GPM  
TYPE: SINGLE WALL, HIGHGUARD, UNDERGROUND  
MATERIAL: 1/4" CARBON STEEL  
MATERIAL BASED ON 60" MAXIMUM BURIAL DEPTH  
LAP FIT AND WELD INTERIOR AND EXTERIOR SEAMS  
TANK TEST: 3-5 PSI AIR TEST  
SURFACE PREP: SSPC-SP 10 BLAST INTERIOR SURFACES  
SSPC-SP 6 BLAST EXTERIOR SURFACES  
EXT. COATING: HIGHGUARD POLYURETHANE - 75 MILS  
INT. COATING: CHEMTANE 4200 PW (15 MILS DFT)  
OPERATING PRESSURE: ATMOSPHERIC

NOTE: OPTIONAL 2" VENTS ON MANWAY RISERS AT THE  
DISCRETION OF THE OWNER

PROVIDED EQUIPMENT

1. 8"Ø SCH 40 PIPE STUB - INLET
2. 8"Ø SCH 40 PIPE STUB - OUTLET
3. 2" HC - VENT
4. 24"Ø MANWAY FOR STACKABLE RISER
5. 8"Ø SCH 40 TRANSFER PIPE
6. STRIKER PLATE
7. SLUDGE BAFFLE - 1/4"
8. UNDERFLOW BAFFLE - 1/4"
9. 8"Ø 45° DIFFUSION ELBOW
10. FULL BULKHEAD - 1/4"
11. 2" OPENING FOR AIR CIRCULATION
12. 36"Ø GRADE-LEVEL MANWAY - SHIPPED LOOSE
13. 24"Ø PVC COVER
14. (2) 24"Ø x 12" STACKABLE RISER - ALL STACKABLE  
RISER COMPONENTS ARE PRE-ASSEMBLED AND  
COMPLETE MANWAY RISER IS SHIPPED LOOSE
15. (2) 24"Ø x 6" STACKABLE RISER
16. STACKABLE RISER ADAPTER RING & GASKET
17. STACKABLE RISER SAFETY SCREEN
18. DIFFUSION BAFFLE - 1/4"
19. 12" x 12" WEAR PLATE - 1/4"
20. (4) CDA-15 CONCRETE DEADMAN
21. (4) POLYESTER HOLD-DOWN STRAPS



**Highland Tank®**

OIL/SAND INTERCEPTOR  
4,000 GALLON TRIPLE-BASIN

CUSTOMER: \_\_\_\_\_

PROJECT: \_\_\_\_\_

QUOTE NO.: \_\_\_\_\_

SCALE: \_\_\_\_\_

DATE: \_\_\_\_\_

DWG. BY: \_\_\_\_\_

DWG. NO.: \_\_\_\_\_

ORDER: \_\_\_\_\_

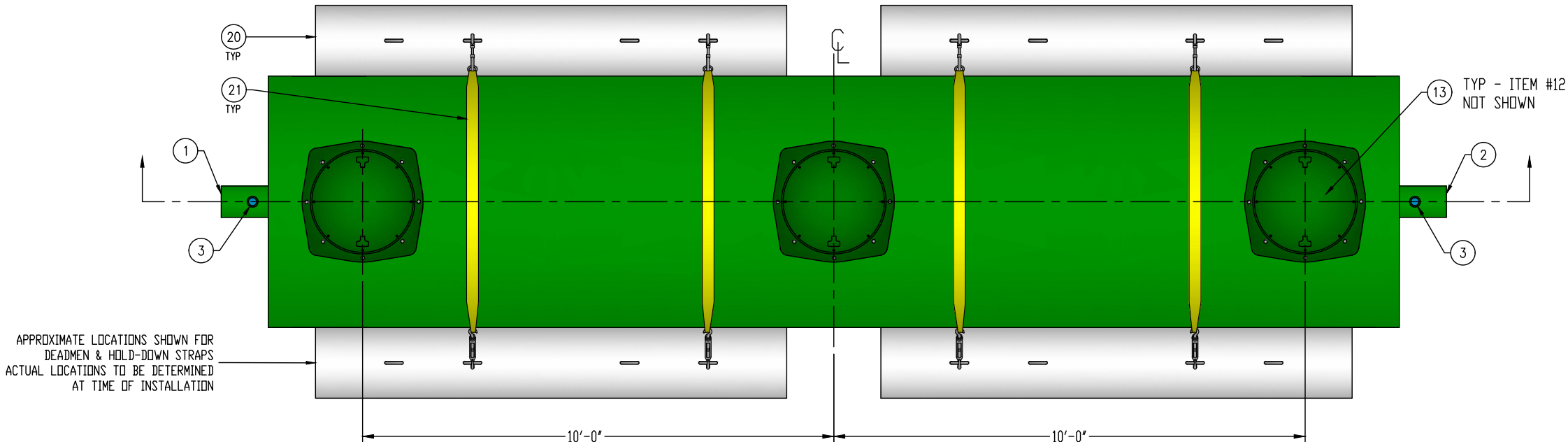
DIMENSION TOLERANCE: ± 1"

NTS

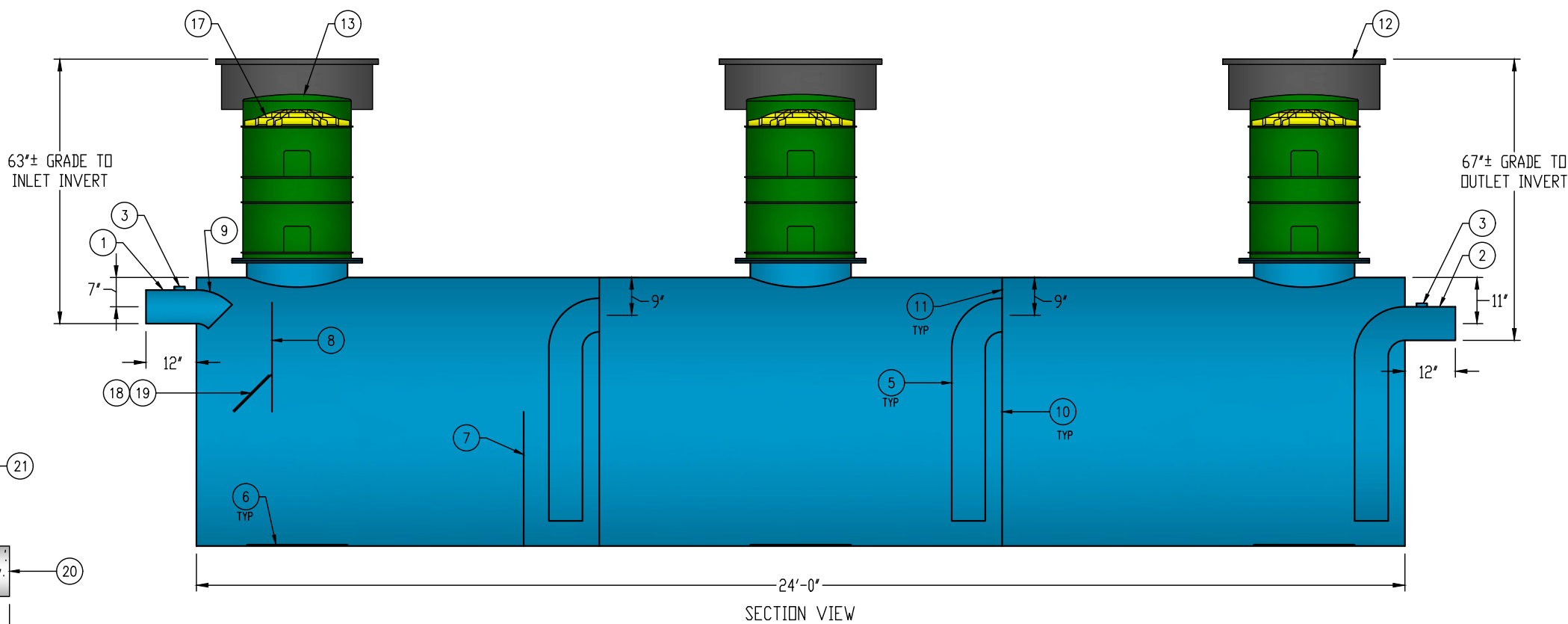
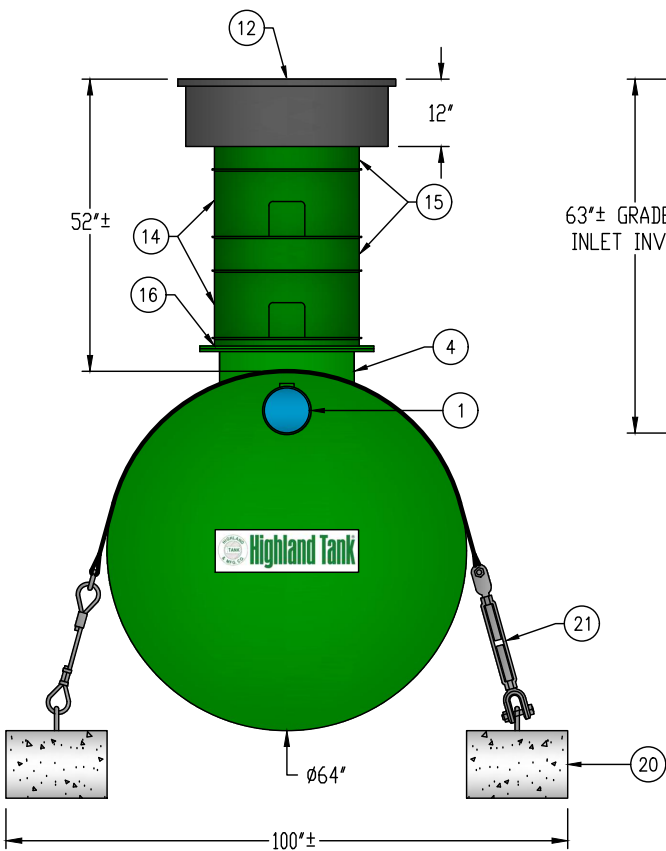
2/15/18

MGS

OSI-4000-3



APPROXIMATE LOCATIONS SHOWN FOR  
DEADMEN & HOLD-DOWN STRAPS  
ACTUAL LOCATIONS TO BE DETERMINED  
AT TIME OF INSTALLATION



SECTION VIEW

NOTE:  
ALL RIGHTS RESERVED. THIS DRAWING, OR ANY PART THEREOF, MUST NOT  
BE REPRODUCED IN ANY FORM WITHOUT WRITTEN PERMISSION FROM  
HIGHLAND TANK. UNLESS OTHERWISE NOTED, HIGHLAND TANK SHALL BE  
RESPONSIBLE ONLY FOR ITEMS INDICATED ON THIS FABRICATION DRAWING.  
THE CUSTOMER IS RESPONSIBLE FOR VERIFYING THE CORRECTNESS OF  
THE TYPE, SIZE, AND LOCATION OF ALL FITTINGS, ACCESSORIES, AND  
COATINGS SHOWN ON THIS DRAWING.