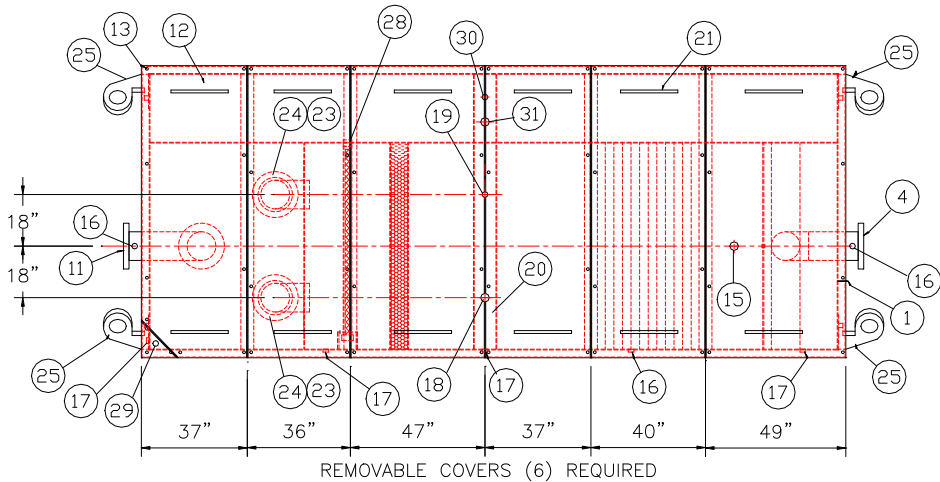


GENERAL SPECIFICATIONS

NO. REQ'D: (1)
CAPACITY: 5000 GALLONS
TYPE: RECTANGULAR, HTC, ABOVEGROUND, S--SERIES
MATERIAL: MILD CARBON STEEL
FLOW RATE: 500 GPM
GAUGE: 7 GA THROUGHOUT
SURFACE PREP:
SSPC NO.10 BLAST ALL INTERIOR SURFACES
SSPC NO.6 BLAST ALL EXTERIOR SURFACES
COATING: MATERIAL THICKNESS
EXTERIOR-- CHEMPRIME 3001 (3-6 MILS)
CHEMLINE 3300 (2-3 MILS)
TOP COAT "WHITE"
INTERIOR-- CHEMLINE 4200 PW (15 MILS)
CONSTRUCTION:
BUTT FIT AND WELD ALL CORNERS IN & OUT

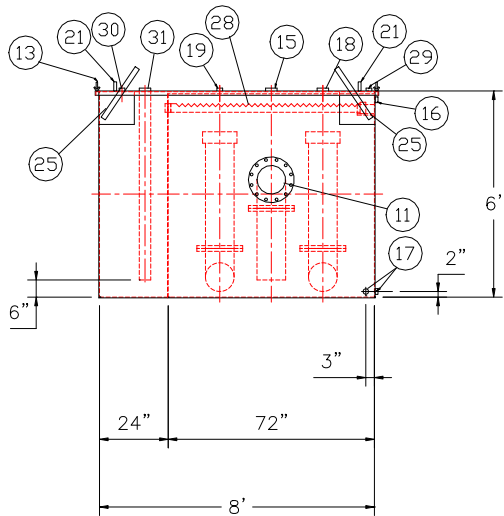
NOTES

- ALL INTERNAL MATERIAL IS 10 GA
- ALL THREADED DRAIN FITTINGS TO HAVE STEEL THREADED PLUGS AND COATED WITH TANK
- ALL OTHER THREADED FITTINGS TO HAVE PVC THREADED PLUGS
- LIFTING LUGS HAVE REINFORCING PLATES

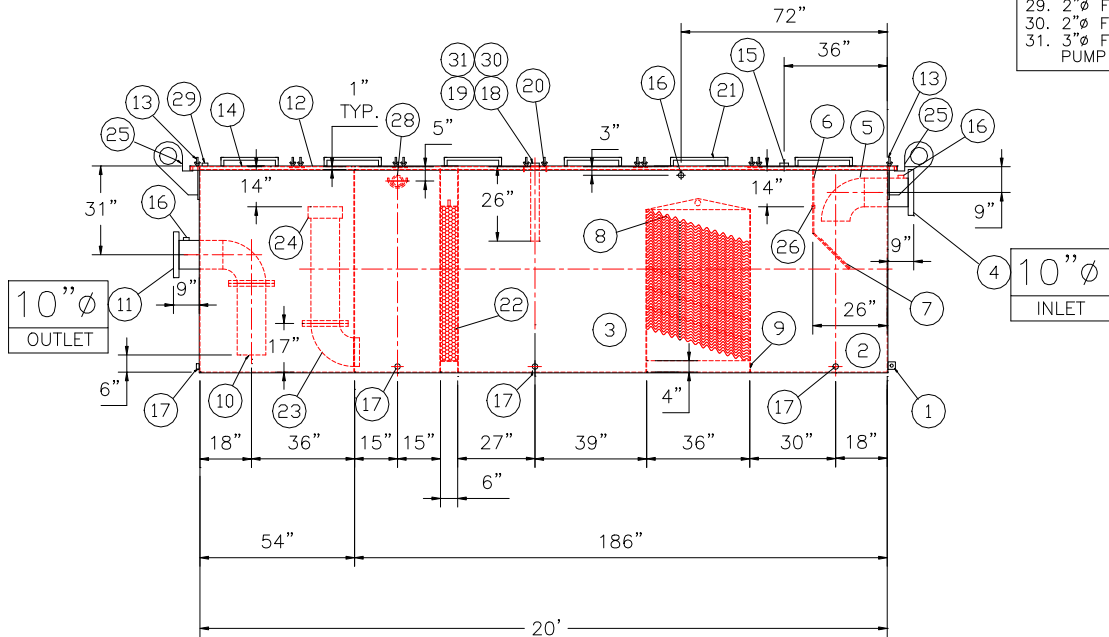


PLAN VIEW

- ## REQUIRED EQUIPMENT
- 3"X3"X1/4" FLAT W/ 9/16"Ø HOLE DRILLED IN CENTER (GROUNDING LUG)
 - SEDIMENT CHAMBER
 - OIL WATER SEPARATOR CHAMBER
 - 150# RFSSO FLANGED INLET
 - STEEL INLET ELBOW PIPING
 - VELOCITY HEAD DIFFUSION BAFFLE 10GA
 - WEAR PLATE (1/4" MATERIAL)
 - REMOVABLE PARALLEL CORRUGATED PLATE COALESCER (CORELLA PVC PLATES) 1" PLATE SPACING
 - SLUDGE BAFFLE - 10GA
 - FLANGED PVC OUTLET DOWNCOMER PIPE
 - 150# RFSSO FLANGED OUTLET W/ INTERNAL STEEL ELBOW AND FLANGE
 - (6) PIECE COVER W/ 5/8" BOLT HOLES - 7 GA
 - NUTS & BOLTS W/ LARGE WING (CORROSION RESISTANT)
 - GASKET MATERIAL (FOR EACH REMOVABLE COVER)
 - 3"Ø FNPT (CLEAN-OUT)
 - 2"Ø FNPT (VENT)
 - 2"Ø FNPT (DRAIN)
 - 3"Ø FNPT FULL COUPLING WITH 3" INTERNAL PVC PIPE (OIL PUMP OUT IN SEPERATOR CHAMBER)
 - 2"Ø FNPT (SEPARATOR CHAMBER INTERFACE LEVEL SENSOR)
 - 7GA. CROSSMEMBER FOR OIL PUMP-OUT & LEVEL SENSOR FITTINGS IN SEPARATOR AND OIL HOLDING CHAMBERS
 - HANDLES PER H.T. STANDARD
 - 6" THICK REMOVABLE PETROSCREEN CARTRIDGE COALESCER
 - 10"Ø STEEL ELBOW W/ FLANGE WELDED TO TOP FOR PVC RISER PIPES
 - 10"Ø ADJUSTABLE FERNCO COUPLING
 - 1/2" THICK LIFTING LUG ANGLED TOWARD CENTER
 - 1"Ø FNPT COUPLING W/ PLUG
 - OIL HOLDING COMPARTMENT
 - 3" FNPT COUPLING WITH SAWTOOTH TYPE PVC OIL SKIMMER & PIPE SUPPORT SHELF
 - 2"Ø FNPT HALF COUPLING (SPARE)
 - 2"Ø FNPT (HIGH LEVEL OIL HOLDING CHAMBER LEVEL SENSOR)
 - 3"Ø FNPT FULL COUPLING WITH 3" INTERNAL PVC PIPE (OIL PUMP OUT IN OIL HOLDING CHAMBER)



END VIEW



ELEVATION

REVISIONS



Highland Tank

U.S. Patent #4,722,800 Canadian Patent # 1,296,263

5000 GALLON OIL WATER SEPARATOR
RECTANGULAR, HTC, S--SERIES

CUSTOMER:

PROJECT:

QUOTE NO:

CHK'D BY:

SCALE:
1/4"=1'-0"

DATE:

DWG. BY:

DWG. NO.:

05000RECSWHTCS

NOTE:
ALL RIGHTS RESERVED. THIS DRAWING OR ANY PART THEREOF MUST NOT BE REPRODUCED IN ANY FORM WITHOUT THE WRITTEN PERMISSION OF HIGHLAND TANK.
HIGHLAND TANK SHALL BE RESPONSIBLE ONLY FOR ITEMS INDICATED ON THIS FABRICATION DRAWING UNLESS OTHERWISE NOTED. CUSTOMER IS RESPONSIBLE FOR VERIFYING CORRECTNESS OF SIZE / LOCATION OF FITTINGS, ACCESSORIES & COATINGS SHOWN ON THIS DRAWING

GENERAL SPECIFICATIONS

NO. REQ'D: (1)
CAPACITY: 5000 GALLONS
TYPE: RECTANGULAR, HTC, ABOVEGROUND, S-SERIES
MATERIAL: MILD CARBON STEEL
FLOW RATE: 500 GPM
GAUGE: 7 GA THROUGHOUT
SURFACE PREP:
SSPC NO.10 BLAST ALL INTERIOR SURFACES
SSPC NO.6 BLAST ALL EXTERIOR SURFACES

COATING:	MATERIAL	THICKNESS
EXTERIOR—	CHEMPRIME 3001	(3–6 MILS)
	CHEMLINE 3300 TOP COAT "WHITE"	(2–3 MILS)
INTERIOR—	CHEMLINE 4200 PW	(15 MILS)

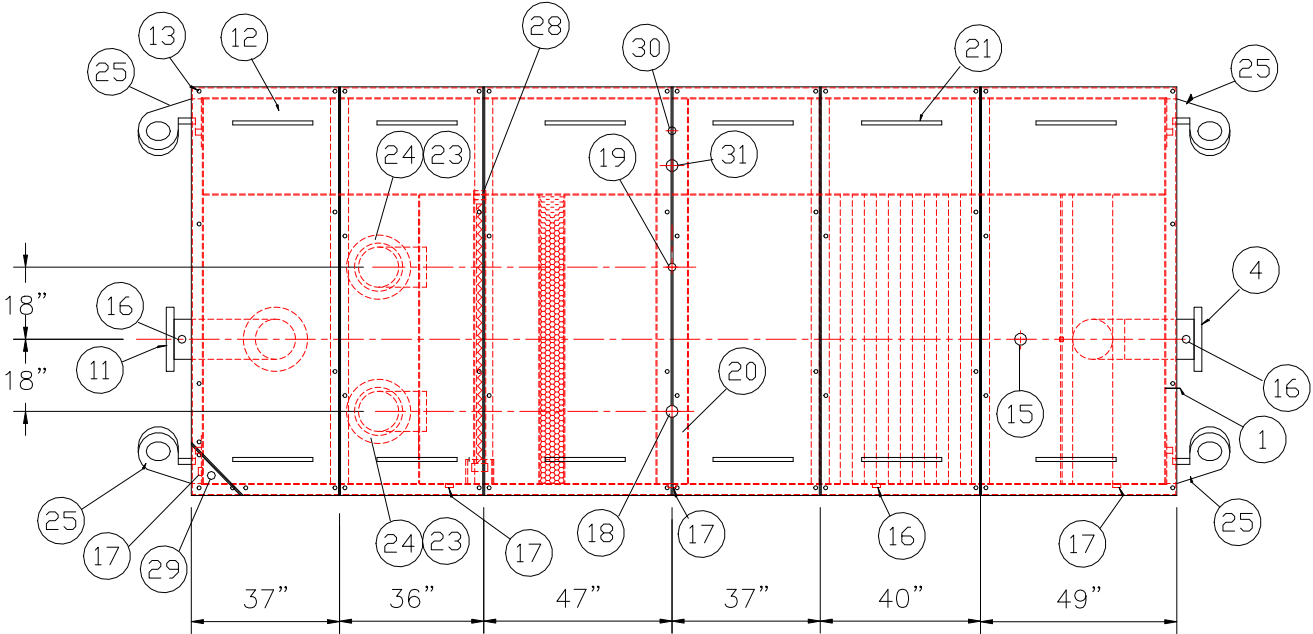
CONSTRUCTION:
BUTT FIT AND WELD ALL CORNERS IN & OUT

NOTES

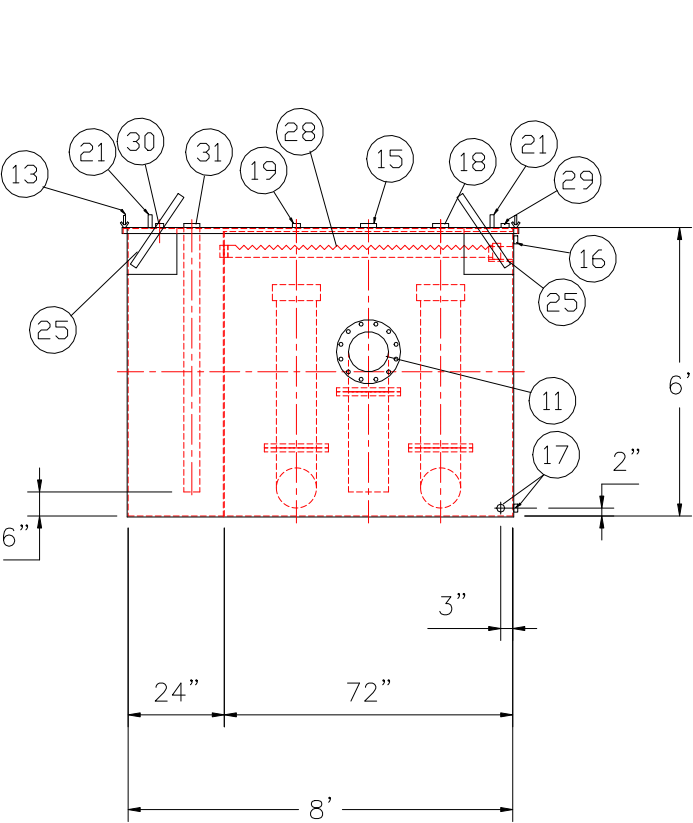
- 1. ALL INTERNAL MATERIAL IS 10 GA
- 2. ALL THREADED DRAIN FITTINGS TO HAVE STEEL THREADED PLUGS AND COATED WITH TANK
- 3. ALL OTHER THREADED FITTINGS TO HAVE PVC THREADED PLUGS
- 4. LIFTING LUGS HAVE REINFORCING PLATES

PROVIDED EQUIPMENT

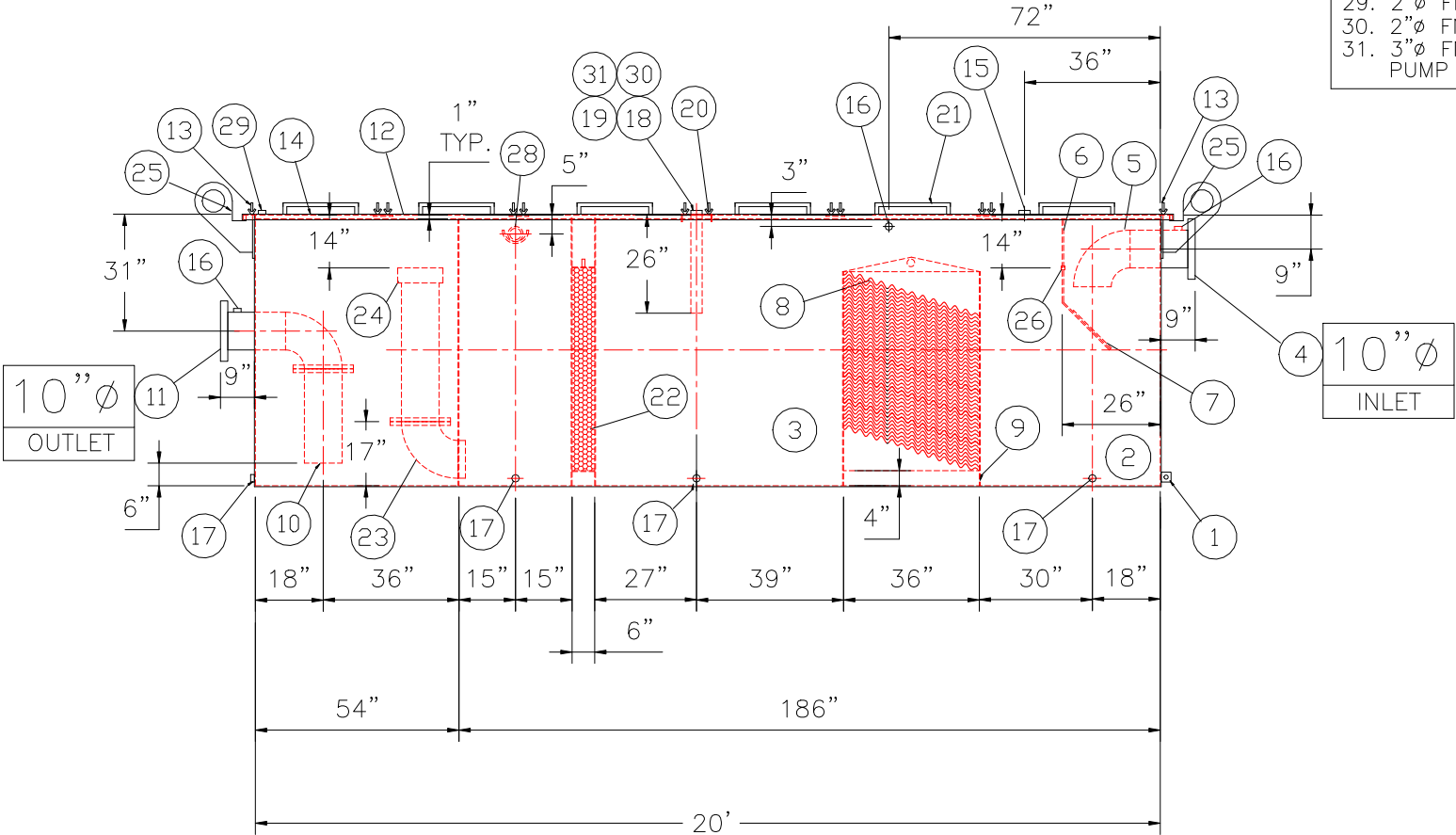
- 1. 3"X3"X1/4" FLAT W/ 9/16"Ø HOLE DRILLED IN CENTER (GROUNDING LUG)
- 2. SEDIMENT CHAMBER
- 3. OIL WATER SEPARATOR CHAMBER
- 4. 150# RFSO FLANGED INLET
- 5. STEEL INLET ELBOW PIPING
- 6. VELOCITY HEAD DIFFUSION BAFFLE 10GA
- 7. WEAR PLATE (1/4" MATERIAL)
- 8. REMOVABLE PARALLEL CORRUGATED PLATE COALESCER (CORELLA PVC PLATES) 1" PLATE SPACING
- 9. SLUDGE BAFFLE – 10GA
- 10. FLANGED PVC OUTLET DOWNCOMER PIPE
- 11. 150# RFSO FLANGED OUTLET W/ INTERNAL STEEL ELBOW AND FLANGE
- 12. (6) PIECE COVER W/ 5/8" BOLT HOLES – 7 GA
- 13. NUTS & BOLTS W/ LARGE WING (CORROSION RESISTANT)
- 14. GASKET MATERIAL (FOR EACH REMOVABLE COVER)
- 15. 3"Ø FNPT (CLEAN-OUT)
- 16. 2"Ø FNPT (VENT)
- 17. 2"Ø FNPT (DRAIN)
- 18. 3"Ø FNPT FULL COUPLING WITH 3" INTERNAL PVC PIPE (OIL PUMP OUT IN SEPERATOR CHAMBER)
- 19. 2"Ø FNPT (SEPARATOR CHAMBER INTERFACE LEVEL SENSOR)
- 20. 7GA. CROSSMEMBER FOR OIL PUMP-OUT & LEVEL SENSOR FITTINGS IN SEPARATOR AND OIL HOLDING CHAMBERS
- 21. HANDLES PER H.T. STANDARD
- 22. 6" THICK REMOVABLE PETROSCREEN CARTRIDGE COALESCER
- 23. 10"Ø STEEL ELBOW W/ FLANGE WELDED TO TOP FOR PVC RISER PIPES
- 24. 10"Ø ADJUSTABLE FERNCO COUPLING
- 25. 1/2" THICK LIFTING LUG ANGLED TOWARD CENTER
- 26. 1"Ø FNPT COUPLING W/ PLUG
- 27. OIL HOLDING COMPARTMENT
- 28. 3" FNPT COUPLING WITH SAWTOOTH TYPE PVC OIL SKIMMER & PIPE SUPPORT SHELF
- 29. 2"Ø FNPT HALF COUPLING (SPARE)
- 30. 2"Ø FNPT (HIGH LEVEL OIL HOLDING CHAMBER LEVEL SENSOR)
- 31. 3"Ø FNPT FULL COUPLING WITH 3" INTERNAL PVC PIPE (OIL PUMP OUT IN OIL HOLDING CHAMBER)



PLAN VIEW



END VIEW



ELEVATION

NOTE :
ALL RIGHTS RESERVED. THIS DRAWING OR ANY PART THEREOF MUST NOT BE REPRODUCED IN ANY FORM WITHOUT THE WRITTEN PERMISSION OF HIGHLAND TANK.
HIGHLAND TANK SHALL BE RESPONSIBLE ONLY FOR ITEMS INDICATED ON THIS FABRICATION DRAWING UNLESS OTHERWISE NOTED. CUSTOMER IS RESPONSIBLE FOR VERIFYING CORRECTNESS OF SIZE / LOCATION OF FITTINGS , ACCESSORIES & COATINGS SHOWN ON THIS DRAWING

REVISIONS



Highland Tank

U.S. Patent #4,722,800 Canadian Patent # 1,296,263

5000 GALLON OIL WATER SEPARATOR
RECTANGULAR, HTC, S-SERIES

CUSTOMER:

PROJECT:

QUOTE NO:

CHK'D BY:

SCALE:
1/4"=1'-0"

DATE:

DWG. BY:

DWG. NO.:

05000RECSWHTCS