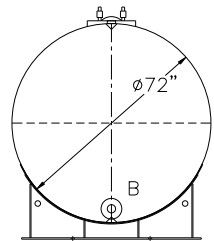
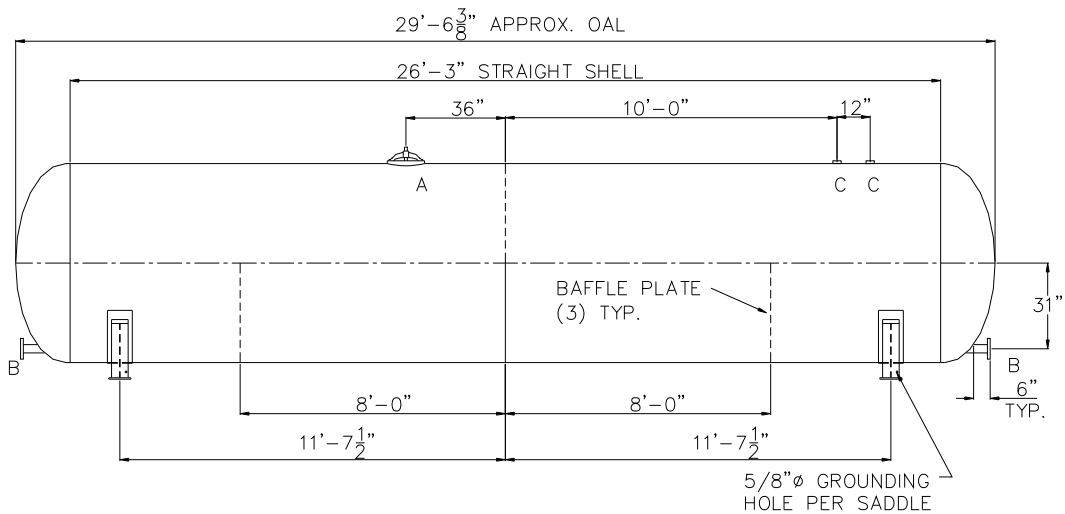
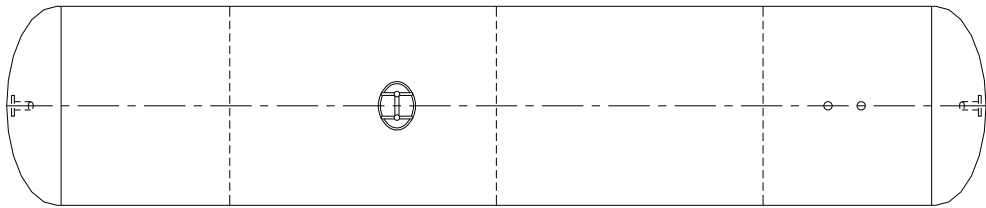


NOTE: ALL RIGHTS RESERVED. THIS DRAWING MUST NOT BE REPRODUCED IN ANY FORM WITHOUT THE WRITTEN PERMISSION OF HIGHLAND TANK®. HIGHLAND TANK® SHALL BE RESPONSIBLE ONLY FOR ITEMS INDICATED ON THIS FABRICATION DRAWING UNLESS OTHERWISE NOTED. CUSTOMER IS RESPONSIBLE FOR VERIFYING CORRECTNESS OF SIZE AND LOCATION OF FITTINGS, ACCESSORIES, AND COATINGS SHOWN ON THIS DRAWING.

TOUCH UP OF FINISHED PAINT IS REQUIRED BY INSTALLATION CONTRACTOR. TOUCH UP PAINT SHIPPED WITH TANK.



#### DESIGN DATA

CAPACITY – 6,000 GALLONS
TYPE – ABOVEGROUND CHLORINE CONTACT VESSEL
NO. REQ. – ____
MAX. ALLOW. WORKING PRES. – ____ PSIG @ 140 °F
MAX ALLOW. EXTERNAL W.P. – ____ PSIG @ 140 °F
MIN. DESIGN METAL TEMP – -20°F @ ____ PSIG
HYDROSTATIC TEST PRESSURE – ____ PSIG
CORROSION ALLOWANCE – ____
POSTWELD HEAT TREATED – ____
RADIOGRAPHY – ____
HEADS – ____ SA516 GR 70 ASME 2:1 ELLIPTICAL
SHELL – ____ SA516 GR 70
INT. FINISH – SSPC, SP10 BLAST
HIGHDRO™ LINER PLUS FOR NSF/ANSI 61 POTABLE WATER
EXT. FINISH – GRAY SHOP PRIMER
OR
OTHER TO BE SPECIFIED
CONSTRUCTION – BUTT WELD INSIDE AND OUTSIDE
ALL TANK FABRICATIONS TO BE IN ACCORDANCE WITH ASME SECTION VIII, DIVISION 1, LATEST EDITION, LATEST ADDENDA
ALL SHELL, HEAD, FITTINGS, AND MANWAYS TO BE WELDED TO BIGBEE STEEL WELD PROCEDURE PER DRAWING F11151
HIGHLAND TANK SERIAL # – –

#### LEGEND

MARK	SIZE	TYPE	RATING	NOZZLE	FLANGE	COMMENTS
A	12" X 16"	ELLIPT.	300#	SA106 GR C	---	w/ NEOPRENE RUBBER GASKET
B	---	RFSO	150#	SA106 GR B	SA105	---
C	---	HALF CPLG	3000#	SA105	---	---

		<b>Highland Tank®</b>	
6000 GALLON 72"Ø ABOVEGROUND HORIZONTAL CHLORINE CONTACT VESSEL			
CUSTOMER:			
PROJECT:			
QUOTE NO:			CHK'D BY:
SCALE: 1/4" = 12"	DATE:	DWG. BY:	DWG. NO: 06000CCPV72