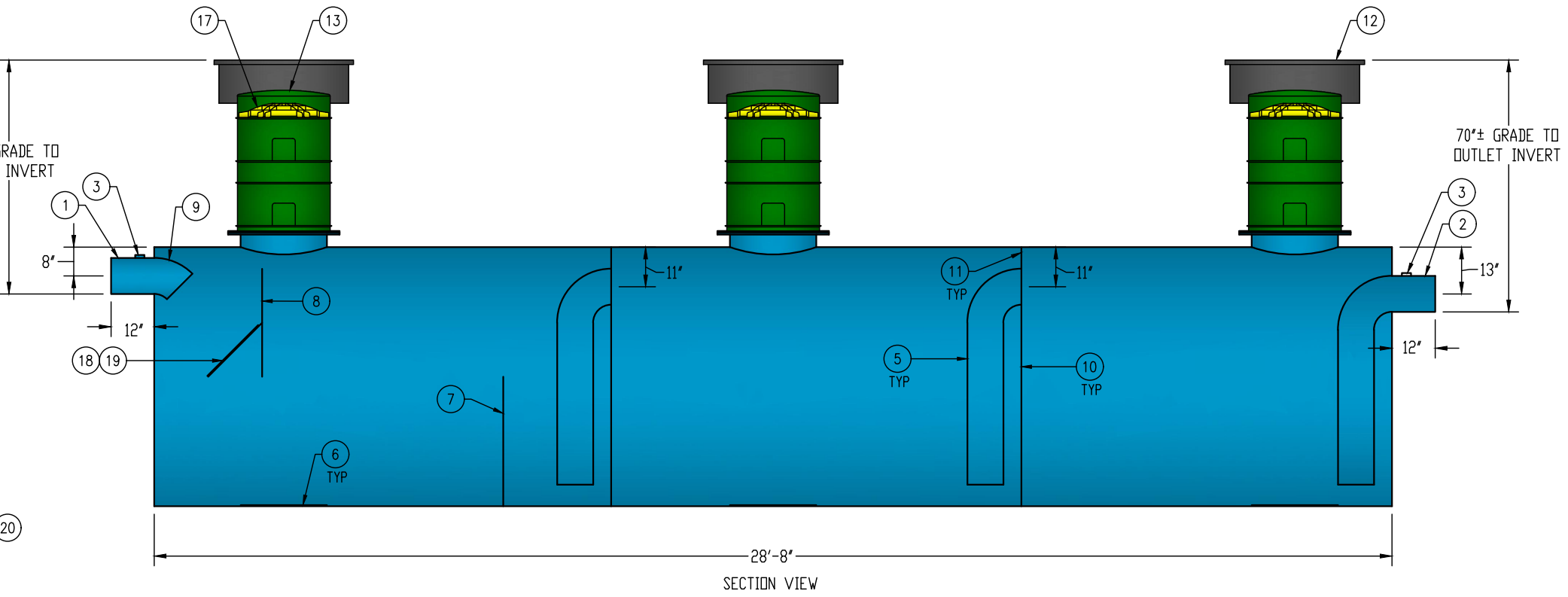
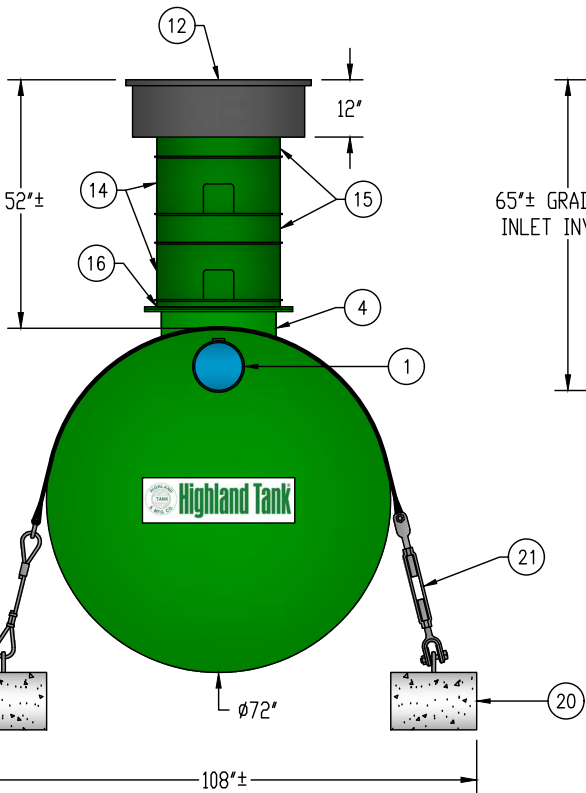
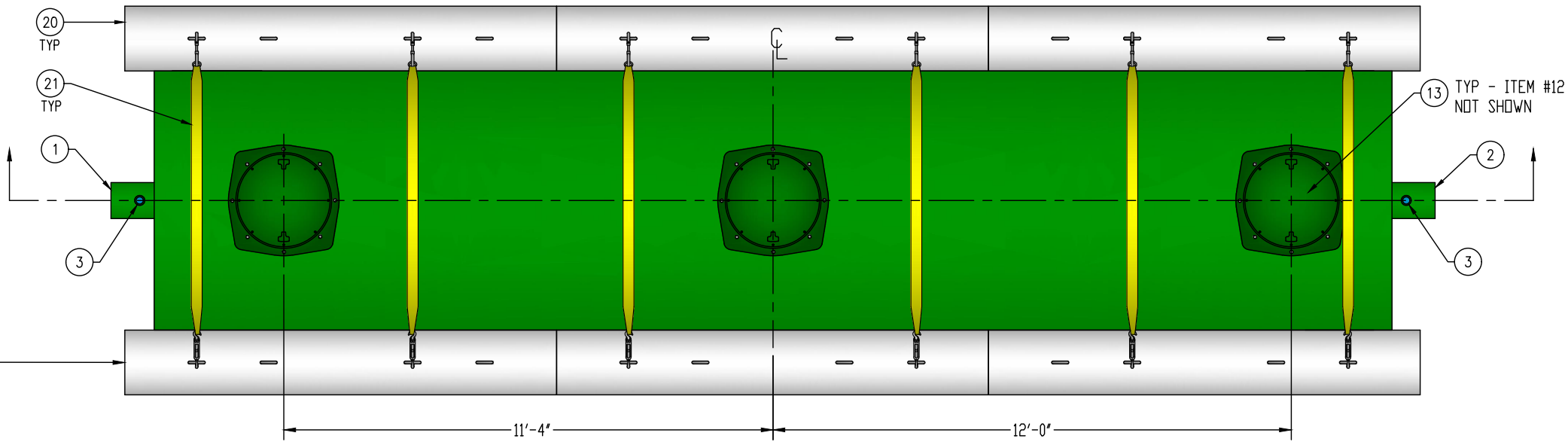


CUSTOMER APPROVAL

THE CUSTOMER HAS REVIEWED THIS DRAWING AND VERIFIED THE ACCURACY OF ALL INFORMATION AND DIMENSIONS.

SIGNED: _____

DATE: _____



GENERAL SPECIFICATIONS

QUANTITY: ONE (1)
MODEL: OSI-6000-3
CAPACITY: 6,000 GALLONS
FLOW RATE: 600 GPM
TYPE: SINGLE WALL, HIGHGUARD, UNDERGROUND
MATERIAL: 1/4" CARBON STEEL
MATERIAL BASED ON 60" MAXIMUM BURIAL DEPTH
LAP FIT AND WELD INTERIOR AND EXTERIOR SEAMS
TANK TEST: 3-5 PSI AIR TEST
SURFACE PREP: SSPC-SP 10 BLAST INTERIOR SURFACES
SSPC-SP 6 BLAST EXTERIOR SURFACES
EXT. COATING: HIGHGUARD POLYURETHANE - 75 MILS
INT. COATING: CHEMTHANE 4200 PW (15 MILS DFT)
OPERATING PRESSURE: ATMOSPHERIC

NOTE: OPTIONAL 2" VENTS ON MANWAY RISERS AT THE DISCRETION OF THE OWNER

- PROVIDED EQUIPMENT
1. 10"Ø SCH 40 PIPE STUB - INLET
 2. 10"Ø SCH 40 PIPE STUB - OUTLET
 3. 2" HC - VENT
 4. 24"Ø MANWAY FOR STACKABLE RISER
 5. 10"Ø SCH 40 TRANSFER PIPE
 6. STRIKER PLATE
 7. SLUDGE BAFFLE - 1/4"
 8. UNDERFLOW BAFFLE - 1/4"
 9. 10"Ø 45° DIFFUSION ELBOW
 10. FULL BULKHEAD - 1/4"
 11. 2" OPENING FOR AIR CIRCULATION
 12. 36"Ø GRADE-LEVEL MANWAY - SHIPPED LOOSE
 13. 24"Ø PVC COVER
 14. (2) 24"Ø x 12" STACKABLE RISER - ALL STACKABLE RISER COMPONENTS ARE PRE-ASSEMBLED AND COMPLETE MANWAY RISER IS SHIPPED LOOSE
 15. (2) 24"Ø x 6" STACKABLE RISER
 16. STACKABLE RISER ADAPTER RING & GASKET
 17. STACKABLE RISER SAFETY SCREEN
 18. DIFFUSION BAFFLE - 1/4"
 19. 20" x 20" WEAR PLATE - 1/4"
 20. (6) CDA-15 CONCRETE DEADMAN
 21. (6) POLYESTER HOLD-DOWN STRAPS



OIL/SAND INTERCEPTOR
6,000 GALLON TRIPLE-BASIN

CUSTOMER: _____

PROJECT: _____

QUOTE NO.: _____

SCALE: _____ DATE: 2/15/18 DWG. BY: MGS DWG. NO.: OSI-6000-3

DIMENSION TOLERANCE: ± 1"

NOTE:
ALL RIGHTS RESERVED. THIS DRAWING, OR ANY PART THEREOF, MUST NOT BE REPRODUCED IN ANY FORM WITHOUT WRITTEN PERMISSION FROM HIGHLAND TANK. UNLESS OTHERWISE NOTED, HIGHLAND TANK SHALL BE RESPONSIBLE ONLY FOR ITEMS INDICATED ON THIS FABRICATION DRAWING. THE CUSTOMER IS RESPONSIBLE FOR VERIFYING THE CORRECTNESS OF THE TYPE, SIZE, AND LOCATION OF ALL FITTINGS, ACCESSORIES, AND COATINGS SHOWN ON THIS DRAWING.