

## GENERAL SPECIFICATIONS

NO. REQ'D: (1)  
CAPACITY: 7,000 GALLONS  
TYPE: HT, HIGHGUARD, DOUBLE WALL, "J" SERIES  
MATERIAL: MILD CARBON STEEL  
FLOW RATE: 700 GPM

GAUGE: INNER OUTER  
SHELL- 1/4" 10 GA.  
HEADS- 1/4" 7 GA.

SURFACE PREP:  
- SSPC NO.6 BLAST ALL EXTERIOR SURFACES  
- SSPC NO.10 BLAST ALL INTERIOR SURFACES  
OF WATER CHAMBER ONLY

COATING: MATERIAL THICKNESS  
EXTERIOR- HIGHGUARD (75 MILS)  
INTERIOR- POLYURETHANE (15 MILS)  
INTERIOR OF WATER  
CHAMBER ONLY

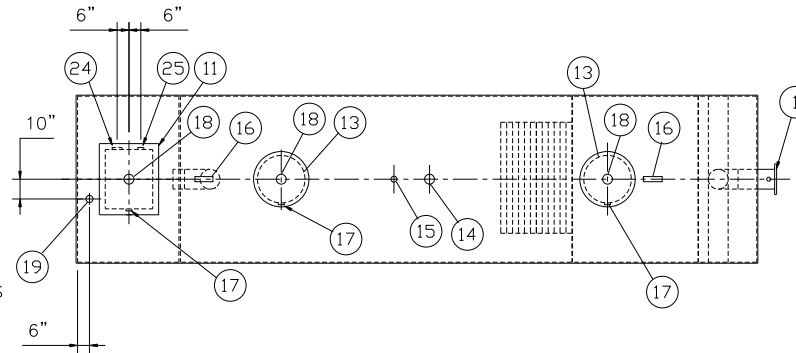
CONSTRUCTION : LAP FIT AND WELD ALL EXTERIOR SEAMS  
OPERATING PRESSURE: ATMOSPHERIC

### NOTES:

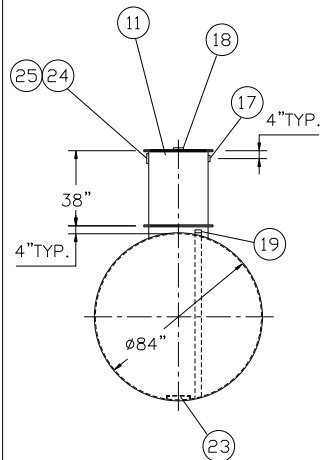
1. POLYURETHANE HIGHGUARD TANK IS NOT APPROVED FOR THE STORAGE OF HEATED PRODUCTS
2. CUSTOMER TO PROVIDE PUMPING INFORMATION FOR PROPER PUMP SIZING & PUMPOUT DESIGN.
3. 15000 VOLT SPARK TEST PROVIDED AT FACTORY
4. ALL VENT PIPING BY INSTALLER

## PROVIDED EQUIPMENT

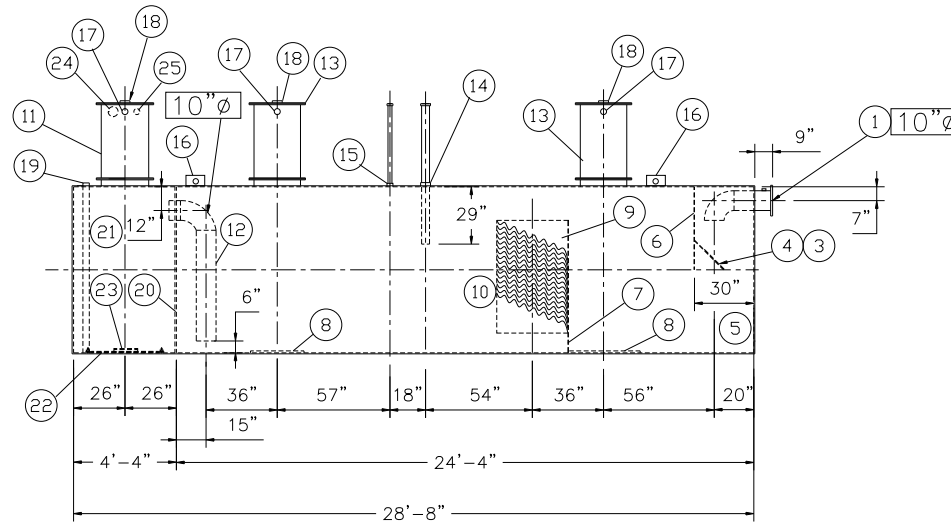
1. 150# R.F.S.O. FLANGE W/ 2" NPT FOR VENT
3. VELOCITY HEAD DIFFUSION BAFFLE
4. WEAR PLATE
5. SEDIMENT CHAMBER
6. UNDERFLOW BAFFLE
7. SLUDGE BAFFLE
8. STRIKER PLATES
9. PARALLEL CORRUGATED PLATE COALESCER
10. OIL/WATER SEPARATOR CHAMBER
11. RECTANGULAR MANWAY W/ BOLT-ON EXTENSION SHIPPED LOOSE
12. OUTLET DOWNCOMER
13. 24"Ø MANWAY WITH BOLT-ON EXTENSION SHIPPED LOOSE
14. 4"Ø FTG.FOR OIL PUMP-OUT WITH INTERNAL PIPE INSTALLED & RISER PIPE SHIPPED LOOSE
15. 2"Ø FTG. FOR LEVEL SENSOR WITH RISER PIPE SHIPPED LOOSE
16. LIFTING LUG
17. 2"Ø FTG. FOR VENT
18. 4"Ø FTG. FOR GAUGE WITH PLUG
19. 2"Ø FTG. FOR LEAK DETECTION
20. 1/4" BULKHEAD
21. EFFLUENT WATER CHAMBER
22. INTERNAL RIBBON ANODE
23. PUMP MOUNT
24. 4"Ø FTG. FOR PUMP CONDUIT
25. 3"Ø FTG. FOR EFFLUENT WATER CHAMBER LEVEL SENSOR



PLAN



END VIEW



ELEVATION

NOTE :  
ALL RIGHTS RESERVED. THIS DRAWING OR ANY PART THEREOF MUST NOT BE REPRODUCED IN ANY FORM WITHOUT THE WRITTEN PERMISSION OF HIGHLAND TANK.  
HIGHLAND TANK SHALL BE RESPONSIBLE ONLY FOR ITEMS INDICATED ON THIS FABRICATION DRAWING UNLESS OTHERWISE NOTED. CUSTOMER IS RESPONSIBLE FOR VERIFYING CORRECTNESS OF SIZE / LOCATION OF FITTINGS , ACCESSORIES & COATINGS SHOWN ON THIS DRAWING

### REVISIONS



# Highland Tank

U.S. Patent #4,722,800 Canadian Patent # 1,296,263  
#6,606,224 # 2,389,065

7000 GALLON OIL WATER SEPARATOR  
HT,HIGHGUARD,DOUBLE WALL,"J" SERIES

CUSTOMER:

PROJECT:

QUOTE NO:

CHK'D BY:

SCALE: 3/16"=1'-0"

DATE: 8-5-05

DWG. BY:

DWG. NO.:

07000HGDWHTJ