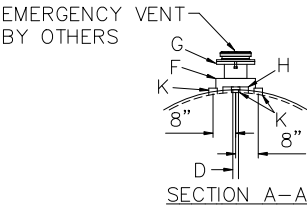
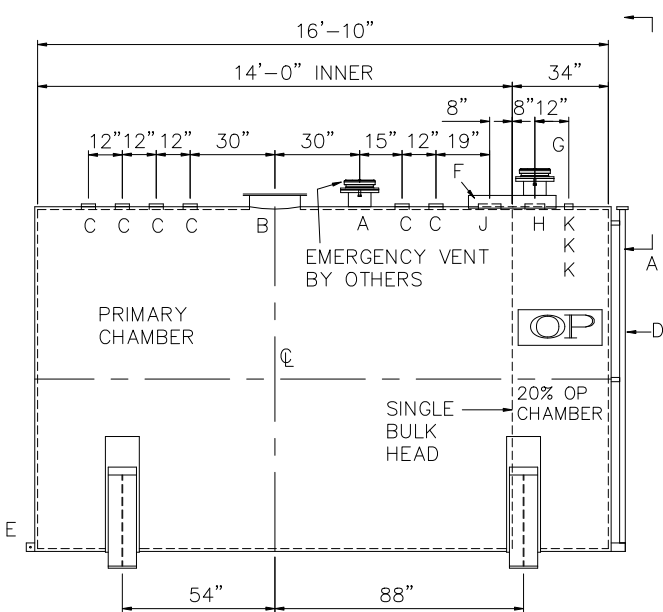
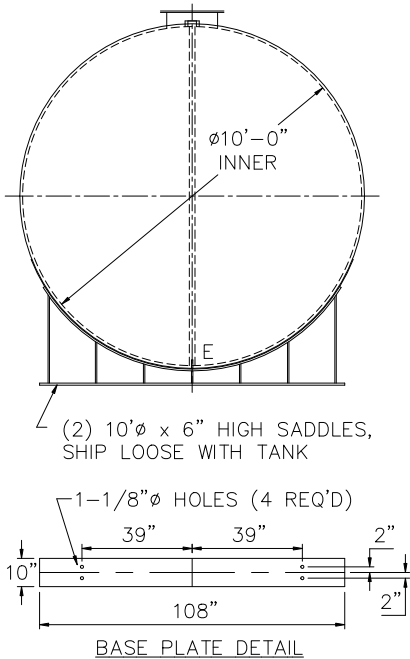


NOTE: ALL RIGHTS RESERVED. THIS DRAWING MUST NOT BE REPRODUCED IN ANY FORM WITHOUT THE WRITTEN PERMISSION OF HIGHLAND TANK®. HIGHLAND TANK® SHALL BE RESPONSIBLE ONLY FOR ITEMS INDICATED ON THIS FABRICATION DRAWING UNLESS OTHERWISE NOTED. CUSTOMER IS RESPONSIBLE FOR VERIFYING CORRECTNESS OF SIZE AND LOCATION OF FITTINGS, ACCESSORIES, AND COATINGS SHOWN ON THIS DRAWING.

TOUCH UP OF FINISHED PAINT IS REQUIRED BY INSTALLATION CONTRACTOR. TOUCH UP PAINT SHIPPED WITH TANK.

SHIPPING LUGS AS NEEDED



| DESIGN DATA   |
|---|
| CAPACITY – 8,000 GALLONS  |
| TYPE – DOUBLE WALL – TYPE I   |
| NO. REQ. – –  |
| OPERATING PRESSURE – ATMOSPHERIC  |
| SPECIFIC GRAVITY = 1.0  |
| TANK MATERIAL – MILD CARBON STEEL   |
| THICKNESS – INNER– HEADS: 5/16” SHELL: 1/4”<br>THICKNESS – OUTER– HEADS: 1/4” SHELL: 7 GA |
| CONSTRUCTION – INNER – LAP WELD OUTSIDE ONLY<br>OUTER – LAP WELD OUTSIDE ONLY             |
| TANK TEST – INNER – 5 PSIG<br>OUTER – 2 PSIG AND FULL VACUUM                              |
| INT. FINISH – NONE  |
| EXT. FINISH – SHOP PRIMER   |
| LABEL – UL 142  |

| LEGEND |  |   |   |
|--------|--|---|---|
| A      | 8” RFSO 150# FLANGE THROUGH OUTER SHELL ONLY– MARK WITH SPECIAL WARNING LABEL – INTERSTITIAL EMERGENCY VENT USE ONLY | F | 31” LONG x 14” WIDE x 4” HIGH CLOSED TOP STEEL ENCLOSURE WELDED TO OUTER TANK |
|        |  | G | 8” FFSO 150# FLANGE – PRIMARY EMERGENCY VENT USE                              |
| B      | 18”Ø TIGHT BOLT MANWAY w/ 1/8” NEO–CORK GASKET MATERIAL.   | H | 6” FNPT FITTING   |
| C      | 4” FITTING   | J | 8” SCH 40 PIPE  |
| D      | 2” INTERNAL INTERSTITIAL MONITOR PIPE  | K | 2” FNPT FITTING   |
| E      | 3” x 3” PLATE w/ 1/2”Ø (MIN.) HOLE ON CENTER (GROUNDING LUG–ONE REQ'D)   |   |   |

# Highland Tank

UNLESS NOTED, TOLERANCES ARE +/- 1"

8,000 GAL 120"Ø AG DW HORIZONTAL OP ®

CUSTOMER:

PROJECT:

QUOTE NO:

SCALE: 1/4"=1'-0"

DATE:

DWG. BY:

CHK'D BY:

DWG. NO: 8000AHDW1200P