

NOTE: ALL RIGHTS RESERVED. THIS DRAWING MUST NOT BE REPRODUCED IN ANY FORM WITHOUT THE WRITTEN PERMISSION OF HIGHLAND TANK. HIGHLAND TANK SHALL BE RESPONSIBLE ONLY FOR ITEMS INDICATED ON THIS FABRICATION DRAWING UNLESS OTHERWISE NOTED. CUSTOMER IS RESPONSIBLE FOR VERIFYING CORRECTNESS OF SIZE AND LOCATION OF FITTINGS, ACCESSORIES, AND COATINGS SHOWN ON THIS DRAWING.

TOUCH UP OF FINISHED PAINT IS REQUIRED BY INSTALLATION CONTRACTOR. TOUCH UP PAINT SHIPPED WITH TANK.

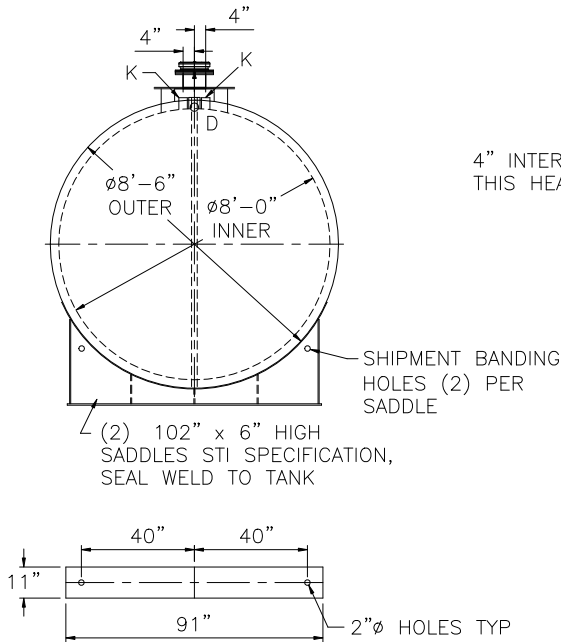
SHIPPING LUGS AS NEEDED

SHIP LOOSE

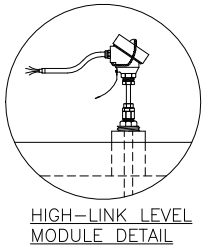
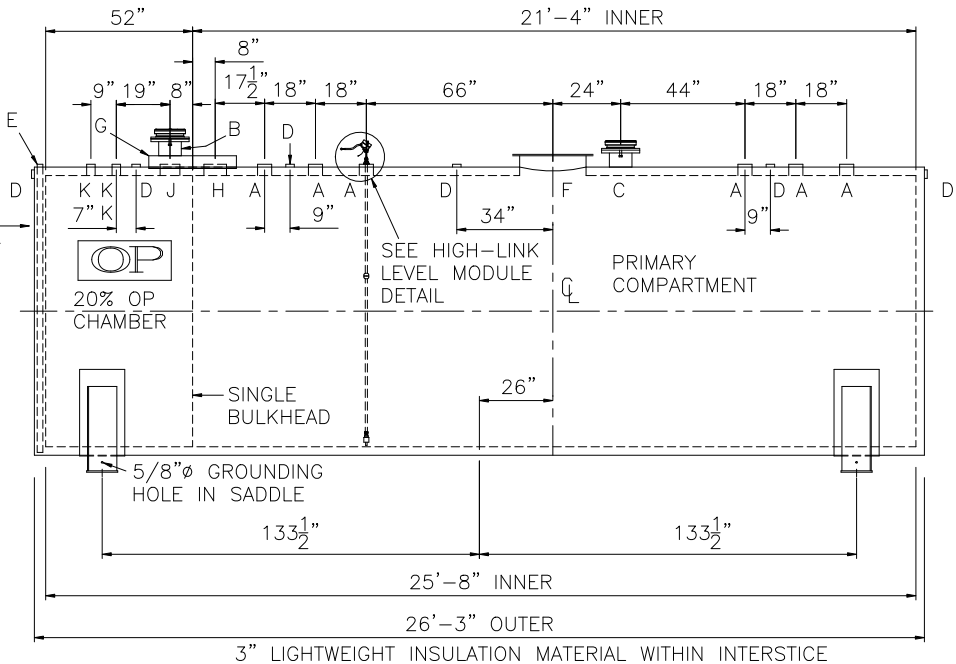
(2) 8" FLANGED EMERGENCY VENTS

INSTALLED

(1) HIGH-LINK LEVEL MODULE MODEL# LS\_XE XD 108" LONG & BUSHING.



4" INTERSTICE THIS HEAD ONLY



### DESIGN DATA

CAPACITY: 8,000 GALLONS
TYPE: FIREGUARD CYLINDRICAL
FIREGUARD IS A TRADEMARK OF THE STEEL TANK INSTITUTE
NO. REQ. - -
OPERATING PRESSURE - ATMOSPHERIC
SPECIFIC GRAVITY = 1.0
TANK MATERIAL - MILD CARBON STEEL
THICKNESS - INNER - HEADS-5/16" SHELL-1/4"
THICKNESS - OUTER - HEADS- 5/16" SHELL-1/4"
MIN. GAUGE OR THICKNESS (PER U.L. 2085)
CONSTRUCTION - INNER - LAP WELD OUTSIDE ONLY
CONSTRUCTION - OUTER - LAP WELD OUTSIDE ONLY
TANK TEST - PER UL 2085
INT. FINISH - NONE
EXT. FINISH - SP-6 BLAST, FINISH PAINT WHITE
LABEL- UL 2085 AND FIREGUARD PER sti

### LEGEND

A	4" FEMALE FG COUPLING	G	31" LONG x 14" WIDE x 4" HIGH CLOSED TOP STEEL ENCLOSURE WELDED TO OUTER TANK
B	8" FFSO 150# FLANGE - PRIMARY EMERGENCY VENT USE ONLY	H	8" SCH 40 PIPE
C	8" FFSO 150# FLANGE THROUGH OUTER SHELL ONLY, MARK WITH SPECIAL WARNING LABEL INTERSTITIAL EMERGENCY VENT USE ONLY	J	6" FEMALE FIREGUARD COUPLING
D	2" FITTING THROUGH OUTER SHELL ONLY WITH CAST IRON PLUG- MFG USE ONLY	K	2" FEMALE FIREGUARD COUPLING
E	2" MONITOR PIPE WITH MALE NPT END	L	-
F	24" x 1/4" PLATE TIGHT BOLT MANWAY WITH 1/8" THICK NEO-CORK GASKET		

NOTES: STRIKER PLATES ARE NOT SUPPLIED ON FIREGUARDS UNLESS SPECIFIED

# Highland Tank

UNLESS NOTED, TOLERANCES ARE +/- 1"

8,000 GAL 96"Ø CYL. FIREGUARD OP®

PATENT: 5,695,089 PATENT: 5,809,650

CUSTOMER:

PROJECT:

QUOTE NO: CHK'D BY:

SCALE: 1/4" = 12" DATE: DWG. BY: DWG. NO: 8000FGCYL960P