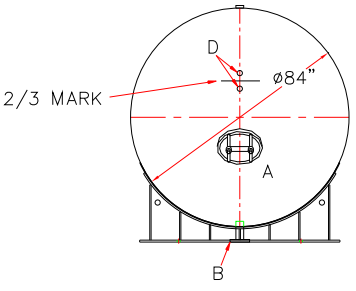
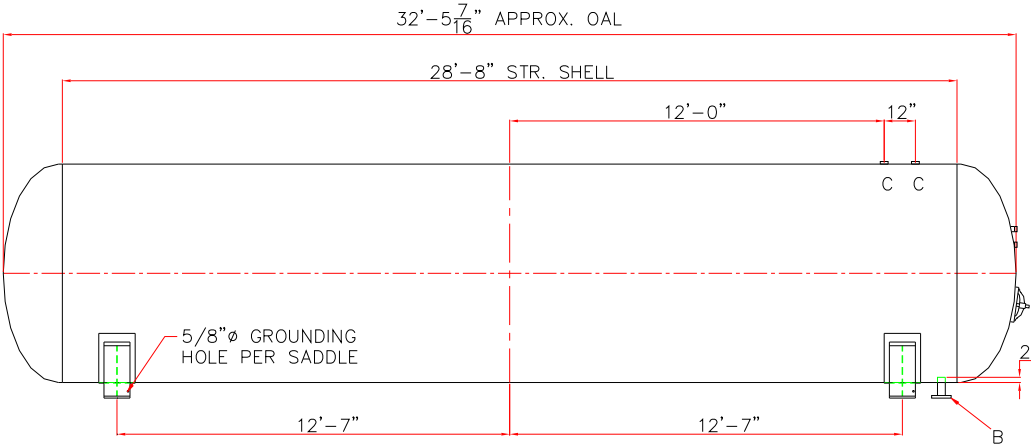
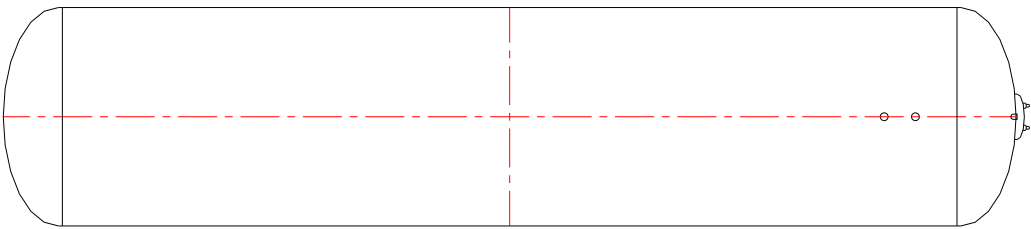


NOTE: ALL RIGHTS RESERVED. THIS DRAWING MUST NOT BE REPRODUCED IN ANY FORM WITHOUT THE WRITTEN PERMISSION OF HIGHLAND TANK®. HIGHLAND TANK® SHALL BE RESPONSIBLE ONLY FOR ITEMS INDICATED ON THIS FABRICATION DRAWING UNLESS OTHERWISE NOTED. CUSTOMER IS RESPONSIBLE FOR VERIFYING CORRECTNESS OF SIZE AND LOCATION OF FITTINGS, ACCESSORIES, AND COATINGS SHOWN ON THIS DRAWING.

TOUCH UP OF FINISHED PAINT IS REQUIRED BY INSTALLATION CONTRACTOR. TOUCH UP PAINT SHIPPED WITH TANK.



DESIGN DATA	
CAPACITY - 9,000 GALLONS	
TYPE - ABOVEGROUND FIRE PROTECTION VESSEL	
NO. REQ. - ---	
MAX. ALLOW. WORKING PRES.- ---PSIG @ 140 °F	
MAX ALLOW. EXTERNAL W.P. - ---PSIG @ 140 °F	
MIN. DESIGN METAL TEMP - -20°F @ ---PSIG	
HYDROSTATIC TEST PRESSURE - --- PSIG	
CORROSION ALLOWANCE- ---	
POSTWELD HEAT TREATED - ---	
RADIOGRAPHY - ---	
HEADS - --- SA516 GR 70 ASME 2:1 ELLIPTICAL	
SHELL - --- SA516 GR 70	
INT. FINISH - SSPC, SP10 BLAST HIGH W DRO LINER PLUS FOR NFPA 22	
EXT. FINISH - GRAY SHOP PRIMER OR OTHER TO BE SPECIFIED	
CONSTRUCTION - BUTT WELD INSIDE AND OUTSIDE	
ALL TANK FABRICATIONS TO BE IN ACCORDANCE WITH ASME SECTION VIII, DIVISION 1, LATEST EDITION, LATEST ADDENDA	
ALL SHELL, HEAD, FITTINGS, AND MANWAYS TO BE WELDED TO BIGBEE STEEL WELD PROCEDURE PER DRAWING F11151	
HIGHLAND TANK SERIAL # - -	

LEGEND						
MARK	SIZE	TYPE	RATING	NOZZLE	FLANGE	COMMENTS
A	12" X 16"	ELLIPT.	300#	SA106 GR C	---	w/ NEOPRENE RUBBER GASKET
B	---	RFSO	150#	SA106 GR B	SA105	WITH 2" PROJECTION INSIDE THE TANK
C	---	HALF CPLG	3000#	SA105	---	---
D	---	HALF CPLG	3000#	SA105	---	---



Highland Tank®

9000 GALLON 84"Ø ABOVEGROUND
HORIZONTAL FIRE PROTECTION VESSEL

CUSTOMER:

PROJECT:

QUOTE NO:

SCALE: 1/4" = 12"

DATE:

DWG. BY:

DWG. NO: 09000FPPV84

CHK'D BY: