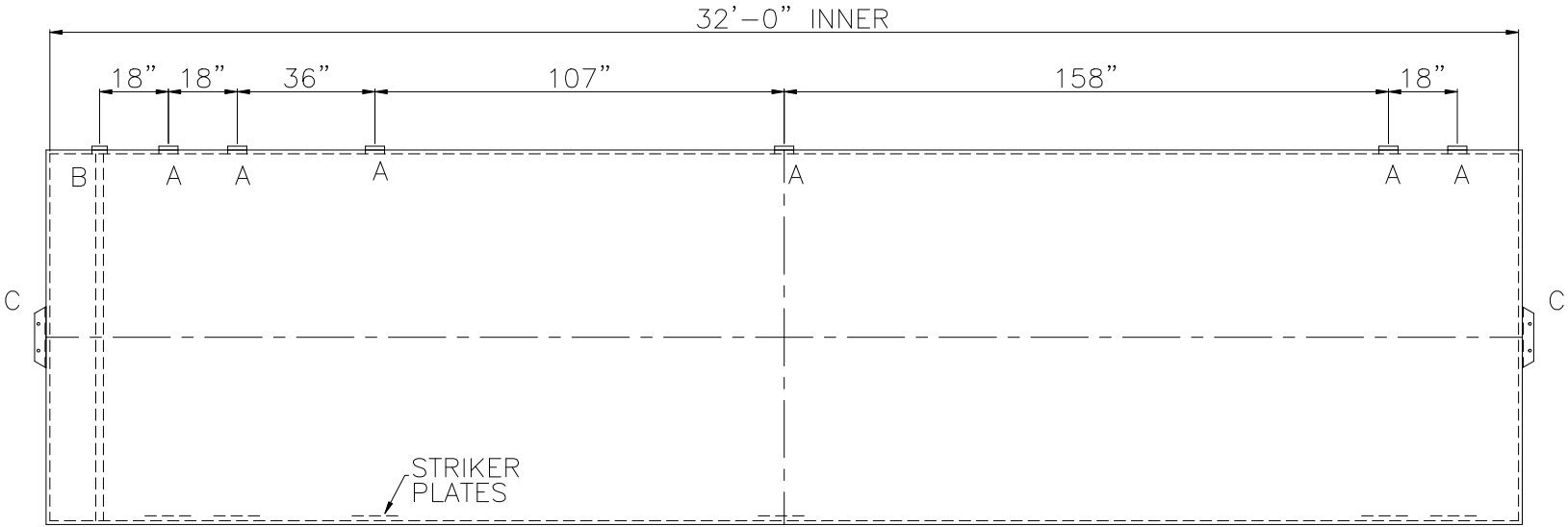
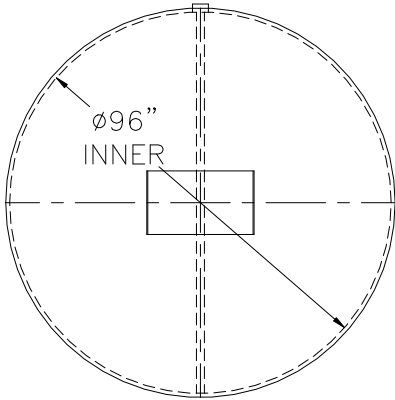



NOTE: ALL RIGHTS RESERVED. THIS DRAWING MUST NOT BE REPRODUCED IN ANY FORM WITHOUT THE WRITTEN PERMISSION OF HIGHLAND TANK®. HIGHLAND TANK® SHALL BE RESPONSIBLE ONLY FOR ITEMS INDICATED ON THIS FABRICATION DRAWING UNLESS OTHERWISE NOTED. CUSTOMER IS RESPONSIBLE FOR VERIFYING CORRECTNESS OF SIZE AND LOCATION OF FITTINGS, ACCESSORIES, AND COATINGS SHOWN ON THIS DRAWING.



DESIGN DATA
CAPACITY – 12,000 GALLONS
TYPE – DOUBLE WALL, HIGHGUARD, UNDERGROUND
NO. REQ. – –
OPERATING PRESSURE – ATMOSPHERIC
TANK MATERIAL – MILD CARBON STEEL
THICKNESS INNER –HEADS: 1/4 GA, SHELL: 1/4”
THICKNESS OUTER –HEADS: 7 GA, SHELL: 10 GA
*GA THK. BASED ON 60” MAX. BURIAL DEPTH
CONSTRUCTION – INNER TANK LAP WELD OUTSIDE ONLY
OUTER TANK LAP WELD OUTSIDE ONLY
TANK TEST – INNER – 5 PSIG
OUTER – 2 PSIG AND FULL VACUUM
INT. FINISH – NONE
–
EXT. FINISH – SP6 BLAST, 75 MILS POLYURETHANE
–
LABEL – UL–1746 PART IV, HIGHGUARD (UL58)

LEGEND	
A	4” FITTING
B	2” INTERNAL MONITOR PIPE
C	HTM SPIN BRK’T – MFG USE ONLY – NOT TO BE USED FOR FIELD INSTALLATION
D	–
E	–
F	–

- NOTES:
- 1) THE HIGHGUARD TANK IS NOT APPROVED FOR THE STORAGE OF HEATED PRODUCTS.
 - 2) 15,000 VOLT SPARK TEST PROVIDED AT FACTORY.
 - 3) SHOP TO INSTALL 1/4"x12"x12” STRIKER PLATES, ROLLED AND SEAL WELD TO THE TANK.



Highland Tank

UNLESS NOTED, TOLERANCES ARE +/- 1"

12,000 GAL 96"ø DOUBLE WALL HIGHGUARD

CUSTOMER:

PROJECT:

QUOTE NO:

CHK'D BY:

SCALE: 1/4"=1'-0"

DATE:

DWG. BY:

DWG. NO: 12000HGDW96