

GENERAL SPECIFICATIONS

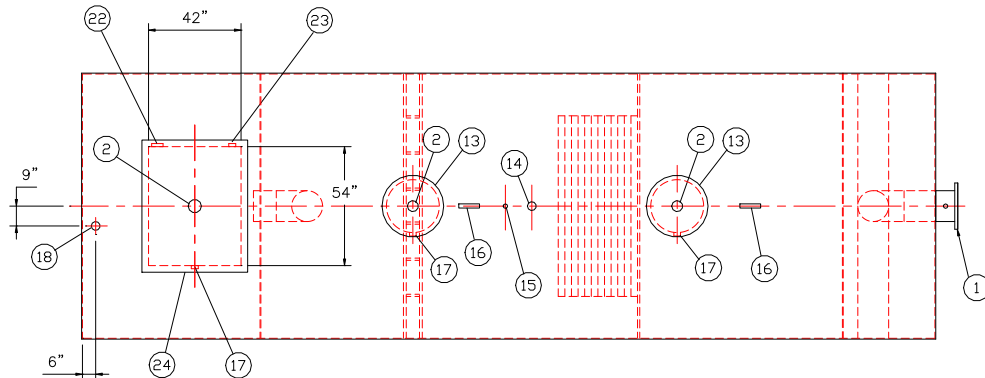
NO. REQ'D: (1)
CAPACITY: 15000 GALLONS
TYPE: HTC-J, HIGHGUARD, DW TYPE I 360
MATERIAL: MILD CARBON STEEL
FLOW RATE: 1500 GPM
GAUGE: BASED ON 60" MAX BURIAL

	INNER	OUTER
SHELL-	1/4"	10 GA.
HEADS-	1/4"	7 GA.

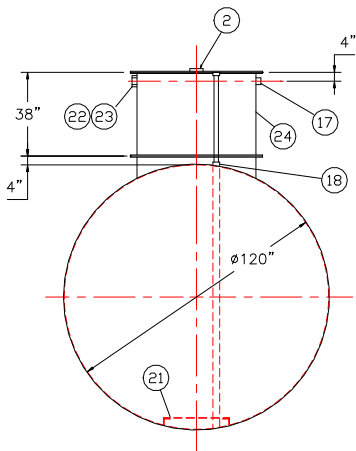
SURFACE PREP:
SSPC NO.6 BLAST ALL EXTERIOR SURFACES
SSPC NO.10 BLAST ALL INTERIOR OF WATER CHAMBER ONLY

COATING:	MATERIAL	THICKNESS
EXTERIOR-	HIGHGUARD	(75 MILS)
INTERIOR-	POLYURETHANE	(15 MILS)
	INTERIOR OF WATER CHAMBER	

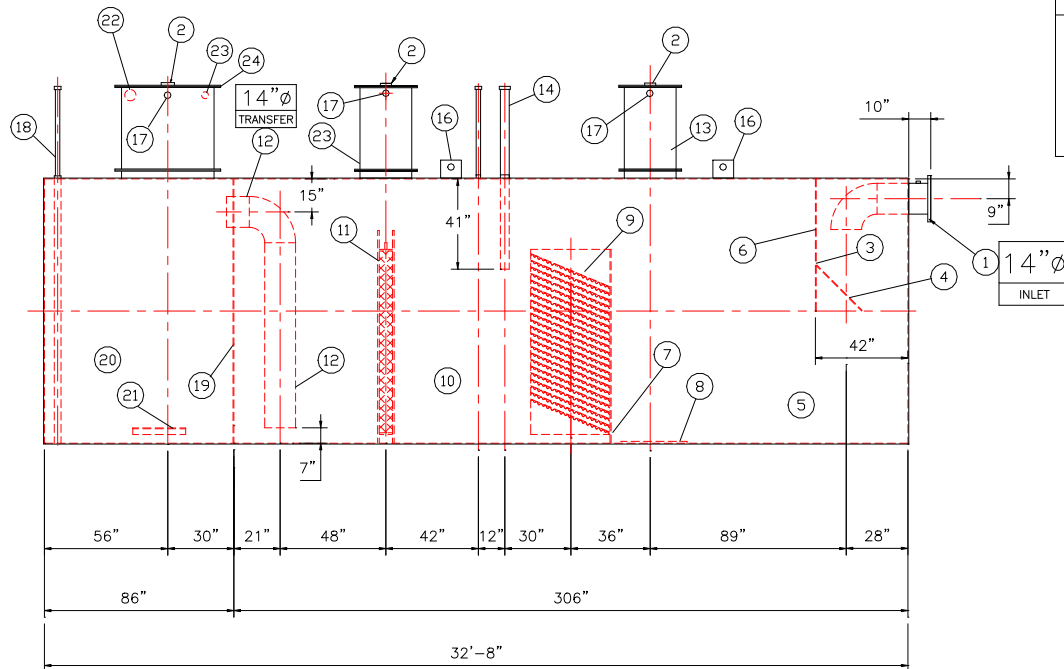
CONSTRUCTION :
LAP FIT & WELD ALL EXTERIOR SEAMS
OPERATING PRESSURE : ATMOSPHERIC



PLAN



END VIEW



ELEVATION

PROVIDED EQUIPMENT

1. 150# R.F.S.O. FLANGE W/ 2" FNPT FOR VENT
2. 4"Ø FNPT FOR GAUGE WITH PLUG
3. VELOCITY HEAD DIFFUSION BAFFLE
4. WEAR PLATE
5. SEDIMENT CHAMBER
6. UNDERFLOW BAFFLE (REMOVABLE)
7. SLUDGE BAFFLE
8. STRIKER PLATES
9. PARALLEL CORRUGATED PLATE COALESCER. CORELLA PVC PLATES (3" PLATE SPACING)
10. OIL/WATER SEPARATOR CHAMBER
11. 6" THICK PETROSCREEN COALESCER MATERIAL INSTALLED W/ PULL ROD SHIPPED LOOSE
12. STEEL TRANSFER PIPE W/ DOWNCOMER
13. 24"Ø MANWAY WITH NEO-CORK GASKETS. BOLT-ON EXTENSION SHIPPED LOOSE
14. 4"Ø FNPT FOR OIL PUMP-OUT WITH INTERNAL PVC PIPE INSTALLED & RISER PIPE SHIPPED LOOSE
15. 2"Ø FNPT FOR LEVEL SENSOR WITH RISER PIPE SHIPPED LOOSE
16. LIFTING LUG
17. 2"Ø FNPT FOR VENT
18. 2"Ø FNPT FOR LEAK SENSOR WITH RISER PIPE SHIPPED LOOSE
19. 1/4" BULKHEAD
20. EFFLUENT WATER CHAMBER
21. PUMP MOUNT
22. 4" FNPT FOR EFFLUENT PUMP CONDUIT AND WIRING
23. 2" FNPT FOR EFFLUENT LEVEL SENSOR CONDUIT AND WIRING
24. RECTANGULAR MANWAY WITH CLOSED CELL SPONGE GASKET. BOLT-ON EXTENSION SHIPPED LOOSE

ANCILLARY PROVIDED EQUIPMENT

- (4) 24" NEO-CORK MANWAY GASKETS
- (4) SETS OF NUTS/BOLTS/WASHERS FOR 24" MANWAY
- (1) 42"x54" CLOSED CELL FOAM MANWAY GASKET
- (1) 42"x54" RUBBER RIBBON MANWAY GASKET
- (2) SETS OF NUTS/BOLTS/WASHERS FOR 42"x54" MANWAY

NOTES

1. POLYURETHANE HIGHGUARD TANK IS NOT APPROVED FOR THE STORAGE OF HEATED PRODUCTS
2. ALL VENT PIPING BY INSTALLER
3. 15000 VOLT SPARK TEST PROVIDED AT FACTORY
4. CUSTOMER TO PROVIDE EFFLUENT PUMPING INFORMATION FOR PROPER PUMP SIZING & PUMPOUT DESIGN

REVISIONS



Highland Tank

U.S. Patent #4,722,800 Canadian Patent # 1,296,263

15000 GALLON OIL WATER SEPARATOR
HTC-J, HIGHGUARD, DW TYPE I 360

CUSTOMER:

PROJECT:

QUOTE NO:

CHK'D BY:

UNLESS OTHERWISE SPECIFIED DIMENSIONS ARE IN INCHES
TOLERANCES ARE + OR - 1"

SCALE: 1/4"=1'-0"

DATE:

DWG. BY:

DWG. NO.:

15000HGDWHTCJ

NOTE :
ALL RIGHTS RESERVED. THIS DRAWING OR ANY PART THEREOF MUST NOT BE REPRODUCED IN ANY FORM WITHOUT THE WRITTEN PERMISSION OF HIGHLAND TANK.
HIGHLAND TANK SHALL BE RESPONSIBLE ONLY FOR ITEMS INDICATED ON THIS FABRICATION DRAWING UNLESS OTHERWISE NOTED. CUSTOMER IS RESPONSIBLE FOR VERIFYING CORRECTNESS OF SIZE / LOCATION OF FITTINGS , ACCESSORIES & COATINGS SHOWN ON THIS DRAWING

GENERAL SPECIFICATIONS

NO. REQ'D: (1)

CAPACITY: 15000 GALLONS

TYPE: HTC-J, HIGHGUARD, DW TYPE I 360

MATERIAL: MILD CARBON STEEL

FLOW RATE: 1500 GPM

GAUGE: BASED ON 60" MAX BURIAL

	INNER	OUTER
SHELL-	1/4"	10 GA.
HEADS-	1/4"	7 GA.

SURFACE PREP:

SSPC NO.6 BLAST ALL EXTERIOR SURFACES

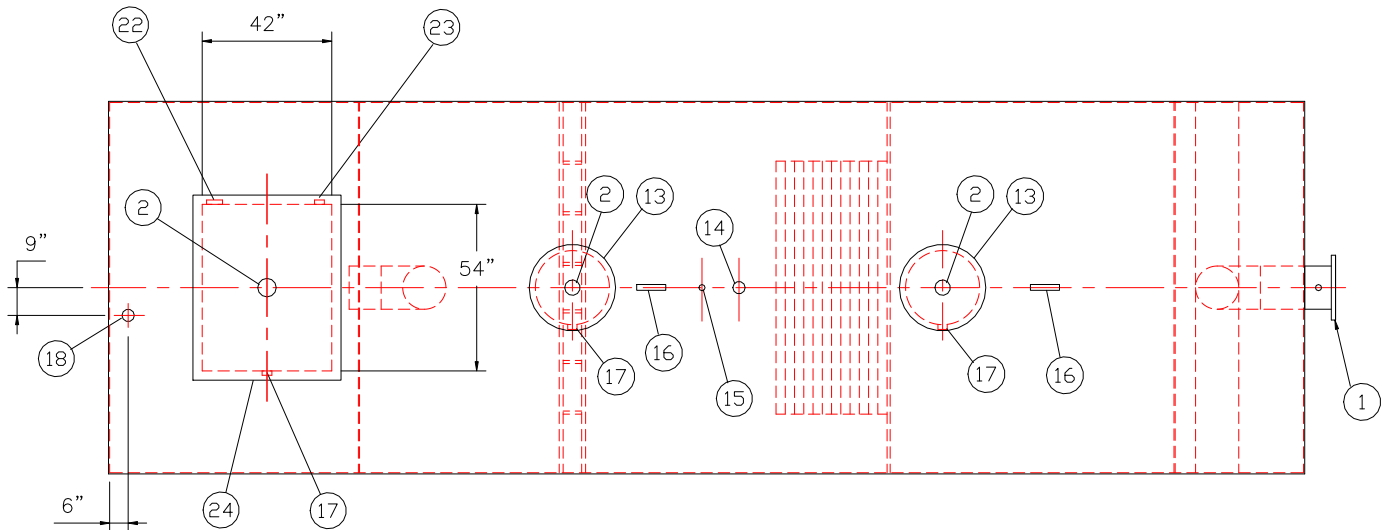
SSPC NO.10 BLAST ALL INTERIOR OF WATER CHAMBER ONLY

COATING:	MATERIAL	THICKNESS
EXTERIOR-	HIGHGUARD	(75 MILS)
INTERIOR-	POLYURETHANE	(15 MILS)
	INTERIOR OF WATER CHAMBER	

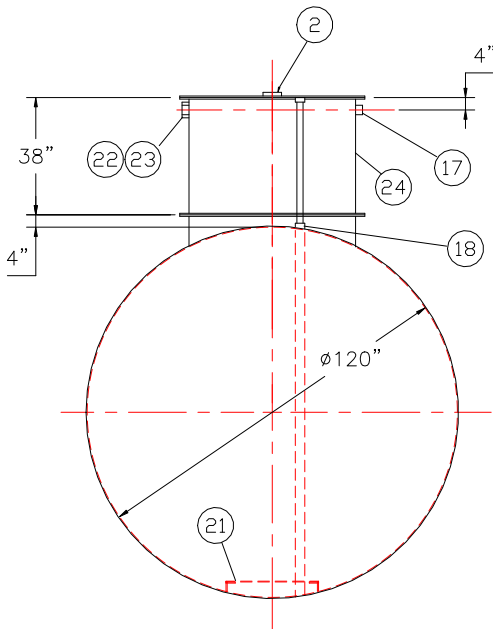
CONSTRUCTION :

LAP FIT & WELD ALL EXTERIOR SEAMS

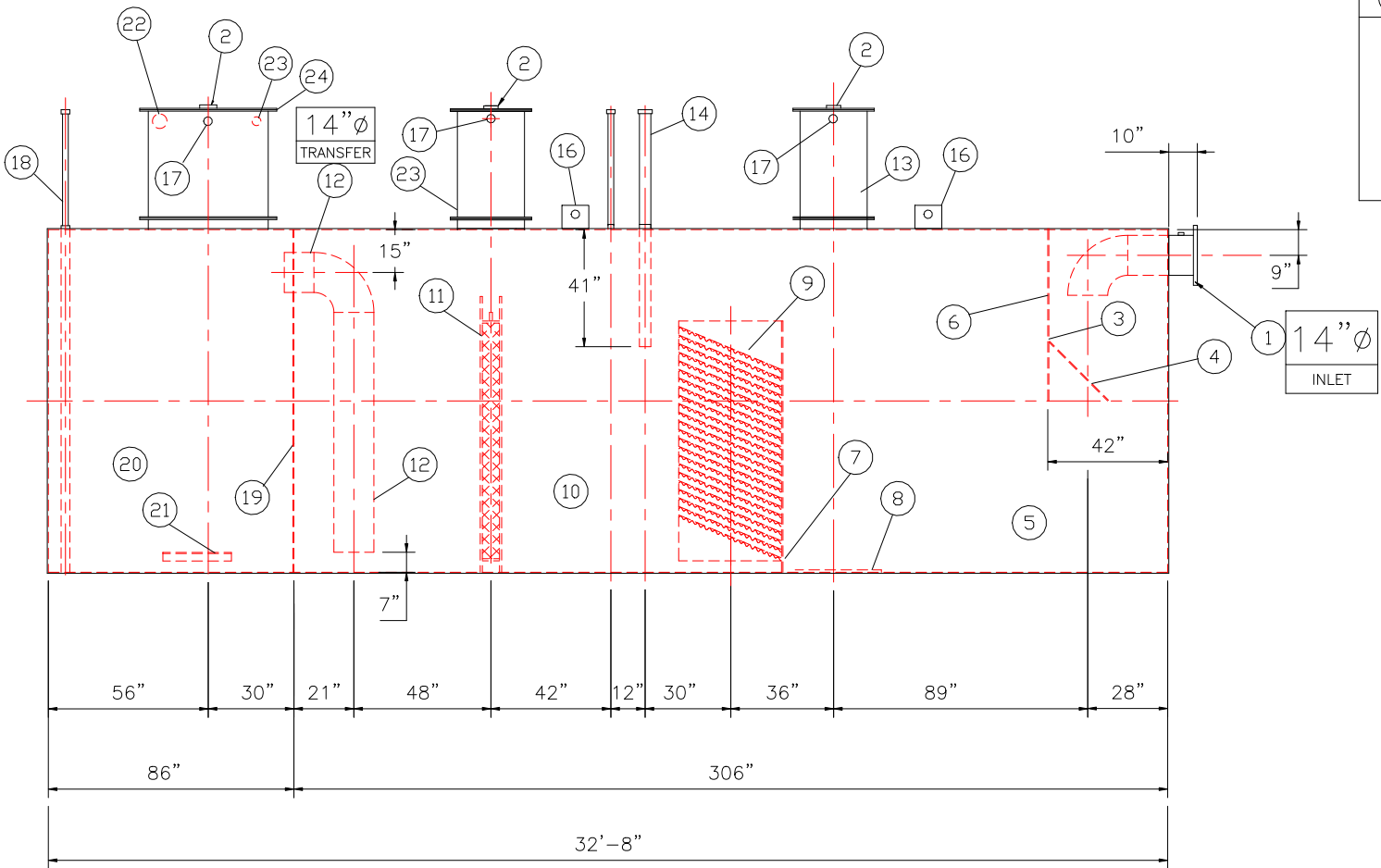
OPERATING PRESSURE : ATMOSPHERIC



PLAN



END VIEW



ELEVATION

PROVIDED EQUIPMENT

- 150# R.F.S.O. FLANGE W/ 2" FNPT FOR VENT
- 4"Ø FNPT FOR GAUGE WITH PLUG
- VELOCITY HEAD DIFFUSION BAFFLE
- WEAR PLATE
- SEDIMENT CHAMBER
- UNDERFLOW BAFFLE (REMOVABLE)
- SLUDGE BAFFLE
- STRIKER PLATES
- PARALLEL CORRUGATED PLATE COALESCER. CORELLA PVC PLATES (3" PLATE SPACING)
- OIL/WATER SEPARATOR CHAMBER
- 6" THICK PETROSCREEN COALESCER MATERIAL INSTALLED W/ PULL ROD SHIPPED LOOSE
- STEEL TRANSFER PIPE W/ DOWNCOMER
- 24"Ø MANWAY WITH NEO-CORK GASKETS. BOLT-ON EXTENSION SHIPPED LOOSE
- 4"Ø FNPT FOR OIL PUMP-OUT WITH INTERNAL PVC PIPE INSTALLED & RISER PIPE SHIPPED LOOSE
- 2"Ø FNPT FOR LEVEL SENSOR WITH RISER PIPE SHIPPED LOOSE
- LIFTING LUG
- 2"Ø FNPT FOR VENT
- 2"Ø FNPT FOR LEAK SENSOR WITH RISER PIPE SHIPPED LOOSE
- 1/4" BULKHEAD
- EFFLUENT WATER CHAMBER
- PUMP MOUNT
- 4" FNPT FOR EFFLUENT PUMP CONDUIT AND WIRING
- 2" FNPT FOR EFFLUENT LEVEL SENSOR CONDUIT AND WIRING
- RECTANGULAR MANWAY WITH CLOSED CELL SPONGE GASKET. BOLT-ON EXTENSION SHIPPED LOOSE

ANCILLARY PROVIDED EQUIPMENT

- 24" NEO-CORK MANWAY GASKETS
- SETS OF NUTS/BOLTS/WASHERS FOR 24" MANWAY
- 42"x54" CLOSED CELL FOAM MANWAY GASKET
- 42"x54" RUBBER RIBBON MANWAY GASKET
- SETS OF NUTS/BOLTS/WASHERS FOR 42"x54" MANWAY

NOTES

- POLYURETHANE HIGHGUARD TANK IS NOT APPROVED FOR THE STORAGE OF HEATED PRODUCTS
- ALL VENT PIPING BY INSTALLER
- 15000 VOLT SPARK TEST PROVIDED AT FACTORY
- CUSTOMER TO PROVIDE EFFLUENT PUMPING INFORMATION FOR PROPER PUMP SIZING & PUMPOUT DESIGN

NOTE :

ALL RIGHTS RESERVED. THIS DRAWING OR ANY PART THEREOF MUST NOT BE REPRODUCED IN ANY FORM WITHOUT THE WRITTEN PERMISSION OF HIGHLAND TANK.

HIGHLAND TANK SHALL BE RESPONSIBLE ONLY FOR ITEMS INDICATED ON THIS FABRICATION DRAWING UNLESS OTHERWISE NOTED. CUSTOMER IS RESPONSIBLE FOR VERIFYING CORRECTNESS OF SIZE / LOCATION OF FITTINGS , ACCESSORIES & COATINGS SHOWN ON THIS DRAWING

UNLESS OTHERWISE SPECIFIED DIMENSIONS ARE IN INCHES
TOLERANCES ARE + OR - 1"

SCALE:
1/4"=1'-0"

DATE:

DWG. BY:

CHK'D BY:

QUOTE NO:

DWG. NO.:

15000HGDWHTCJ

REVISIONS



Highland Tank

U.S. Patent #4,722,800 Canadian Patent # 1,296,263

15000 GALLON OIL WATER SEPARATOR
HTC-J, HIGHGUARD, DW TYPE I 360

CUSTOMER:

PROJECT:

QUOTE NO: