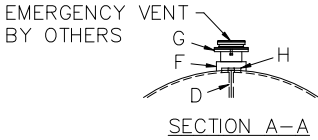
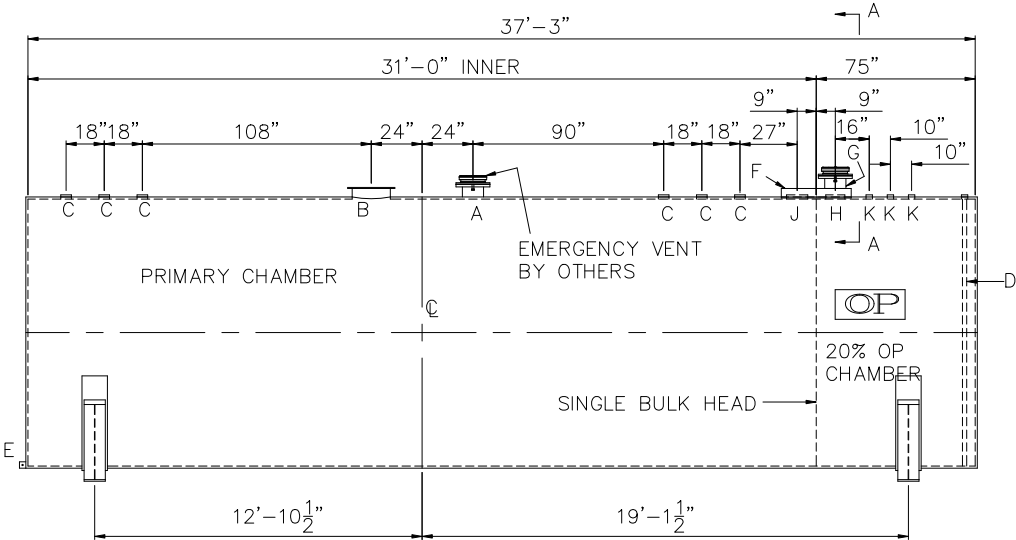
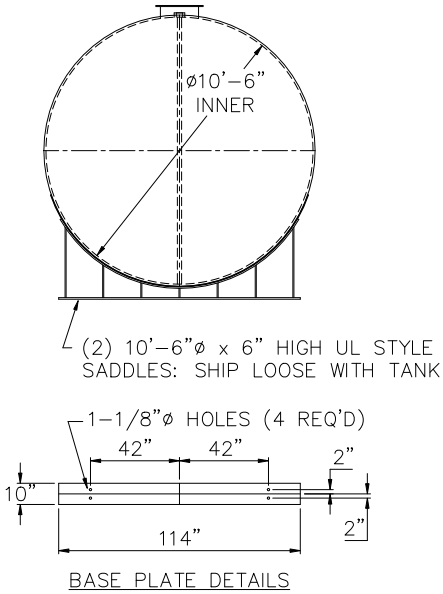


NOTE: ALL RIGHTS RESERVED. THIS DRAWING MUST NOT BE REPRODUCED IN ANY FORM WITHOUT THE WRITTEN PERMISSION OF HIGHLAND TANK. HIGHLAND TANK SHALL BE RESPONSIBLE ONLY FOR ITEMS INDICATED ON THIS FABRICATION DRAWING UNLESS OTHERWISE NOTED. CUSTOMER IS RESPONSIBLE FOR VERIFYING CORRECTNESS OF SIZE AND LOCATION OF FITTINGS, ACCESSORIES, AND COATINGS SHOWN ON THIS DRAWING.

TOUCH UP OF FINISHED PAINT IS REQUIRED BY INSTALLATION CONTRACTOR. TOUCH UP PAINT SHIPPED WITH TANK.

SHIPPING LUGS AS NEEDED



DESIGN DATA
CAPACITY – 20,000 GALLONS
TYPE – DOUBLE WALL – TYPE I
NO. REQ. – –
OPERATING PRESSURE – ATMOSPHERIC
SPECIFIC GRAVITY = 1.0
TANK MATERIAL – MILD CARBON STEEL
THICKNESS – INNER– HEADS: 5/16” SHELL: 1/4”
THICKNESS – OUTER– HEADS: 1/4” SHELL: 7 GA
CONSTRUCTION – INNER – LAP WELD OUTSIDE ONLY
OUTER – LAP WELD OUTSIDE ONLY
TANK TEST – INNER – 5 PSIG
OUTER – 2 PSIG AND FULL VACUUM
INT. FINISH – NONE
EXT. FINISH – SHOP PRIMER
LABEL – UL 142

LEGEND			
A	10” RFSO 150# FLANGE THROUGH OUTER SHELL ONLY– MARK WITH SPECIAL WARNING LABEL – INTERSTITIAL EMERGENCY VENT USE ONLY	F	33” LONG x 14” WIDE x 4” HIGH CLOSED TOP STEEL ENCLOSURE WELDED TO OUTER TANK
B	18”Ø TIGHT BOLT MANWAY w/ 1/8” NEO–CORK GASKET MATERIAL.	G	10” FFSO 150# FLANGE – PRIMARY EMERGENCY VENT USE
C	4” FITTING	H	8” FNPT FITTING
D	2” INTERNAL INTERSTITIAL MONITOR PIPE	J	10” SCH 40 PIPE
E	3” x 3” PLATE w/ 1/2”Ø (MIN.) HOLE ON CENTER (GROUNDING LUG–ONE REQ'D)	K	2” FNPT FITTING

Highland Tank

UNLESS NOTED, TOLERANCES ARE +/- 1"

20,000 GAL 126" Ø AG DW HORIZONTAL OP®

CUSTOMER:

PROJECT:

QUOTE NO:

CHK'D BY:

SCALE: 3/16"=1'-0"

DATE:

DWG. BY:

DWG. NO: 20000AHDW126OP