

GENERAL SPECIFICATIONS

NO. REQ'D: (1)
CAPACITY: 20000 GALLON
TYPE: HT, HIGHGUARD, SINGLE WALL
MATERIAL: MILD CARBON STEEL
FLOW RATE: 2000 GPM

GAUGE:

SHELL- 5/16"
HEADS- 1/4"

SURFACE PREP:

SSPC NO.6 BLAST ALL EXTERIOR SURFACES

COATING:	MATERIAL	THICKNESS
EXTERIOR-	POLYURETHANE	(75 MILS)
INTERIOR-	NONE	

CONSTRUCTION :

LAP FIT & WELD ALL EXTERIOR SEAMS

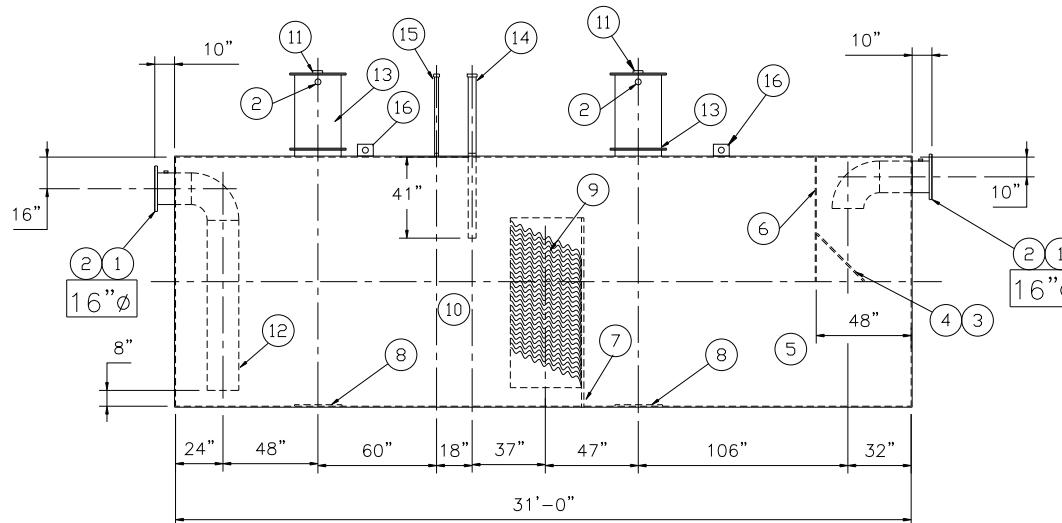
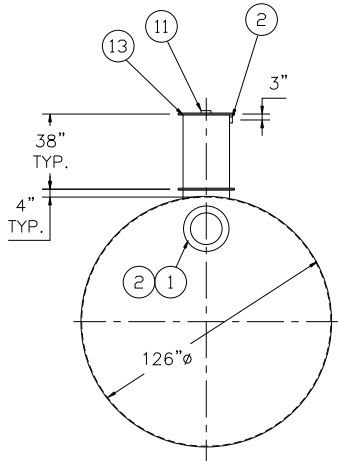
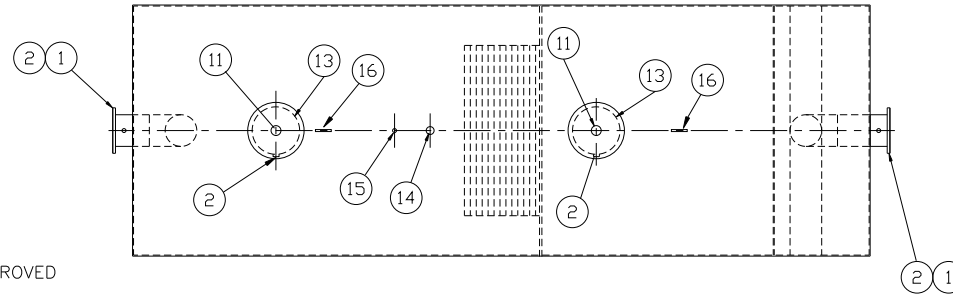
OPERATING PRESSURE : ATMOSPHERIC

NOTES:

1. POLYURETHANE HIGHGUARD TANK IS NOT APPROVED FOR THE STORAGE OF HEATED PRODUCTS
2. ALL VENT PIPING BY INSTALLER
3. 15000 VOLT SPARK TEST PROVIDED AT FACTORY

PROVIDED EQUIPMENT

1. 150# R.F.S.O. FLANGE W/ 2" NPT FOR VENT
2. 2"Ø FTG. FOR VENT TYP. BOTH MANWAYS.
3. VELOCITY HEAD DIFFUSION BAFFLE
4. WEAR PLATE
5. SEDIMENT CHAMBER
6. UNDERFLOW BAFFLE
7. SLUDGE BAFFLE
8. STRIKER PLATES
9. PARALLEL CORRUGATED PLATE COALESCER. CORELLA PVC PLATES
10. OIL/WATER SEPARATOR CHAMBER
11. 4"Ø FTG. FOR GAUGE WITH PLUG TYP. BOTH MANWAYS.
12. OUTLET DOWNCOMER
13. 24"Ø MANWAY WITH BOLT-ON EXTENSION SHIPPED LOOSE
14. 4"Ø FTG. FOR OIL PUMP-OUT W/ INTERNAL PIPE INSTALLED & RISER PIPE SHIPPED LOOSE
15. 2"Ø FTG. FOR LEVEL SENSOR W/ RISER PIPE SHIPPED LOOSE.
16. LIFTING LUG



REVISIONS			
 Highland Tank			
U.S. Patent #4,722,800 #6,606,224 Canadian Patent # 1,296,263 # 2,389,065			
20000 GALLON OIL WATER SEPARATOR HT, HIGHGUARD, SINGLE WALL			
CUSTOMER:			
PROJECT:			
QUOTE NO:			CHK'D BY:
SCALE:	DATE:	DWG. BY:	DWG. NO.:
3/16"=1'-0"	8-1-07		20000HGSWHTHDS

NOTE :
ALL RIGHTS RESERVED. THIS DRAWING OR ANY PART THEREOF MUST NOT BE REPRODUCED IN ANY FORM WITHOUT THE WRITTEN PERMISSION OF HIGHLAND TANK.
HIGHLAND TANK SHALL BE RESPONSIBLE ONLY FOR ITEMS INDICATED ON THIS FABRICATION DRAWING UNLESS OTHERWISE NOTED. CUSTOMER IS RESPONSIBLE FOR VERIFYING CORRECTNESS OF SIZE / LOCATION OF FITTINGS , ACCESSORIES & COATINGS SHOWN ON THIS DRAWING