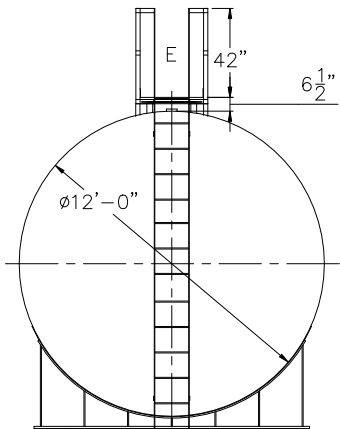


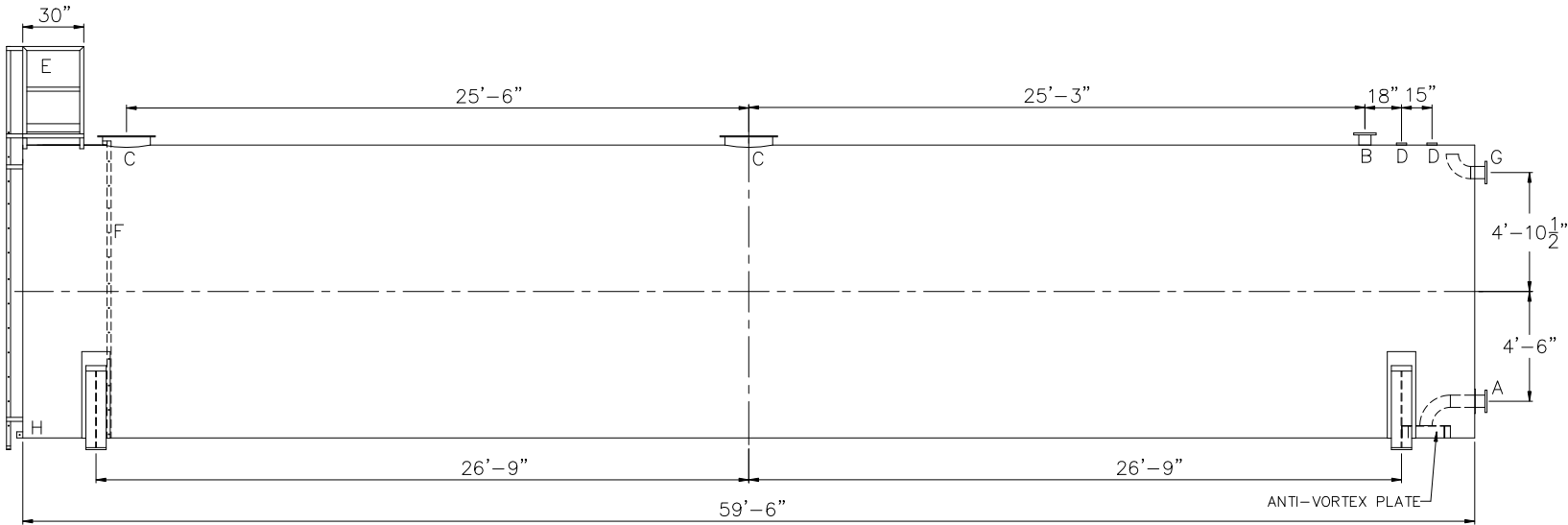
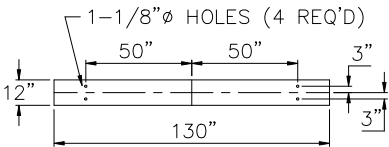
NOTE: ALL RIGHTS RESERVED. THIS DRAWING MUST NOT BE REPRODUCED IN ANY FORM WITHOUT THE WRITTEN PERMISSION OF HIGHLAND TANK®. HIGHLAND TANK® SHALL BE RESPONSIBLE ONLY FOR ITEMS INDICATED ON THIS FABRICATION DRAWING UNLESS OTHERWISE NOTED. CUSTOMER IS RESPONSIBLE FOR VERIFYING CORRECTNESS OF SIZE AND LOCATION OF FITTINGS, ACCESSORIES, AND COATINGS SHOWN ON THIS DRAWING.

TOUCH UP OF FINISHED PAINT IS REQUIRED BY INSTALLATION CONTRACTOR. TOUCH UP PAINT SHIPPED WITH TANK.

SHIPPING LUGS AS NEEDED



(2) 12'Ø x 6" HIGH UL STYLE SADDLES, SHIP LOOSE WITH TANK.



DESIGN DATA
CAPACITY –50,000 GALLONS
TYPE – FIRE PROTECTION TANK (FPT)
NO. REQ. –
OPERATING PRESSURE –ATMOSPHERIC
TANK MATERIAL – MILD CARBON STEEL
THICKNESS: HEADS – 3/8"
THICKNESS: SHELL – 3/8"
CONSTRUCTION –LAP WELD INSIDE & OUTSIDE
TANK TEST –5 PSIG
INT. FINISH – SSPC SP10 BLAST, HighDRO®–LINER PLUS FOR NFPA 22 APPLICATIONS
EXT. FINISH –SSPC SP6 BLAST, WHITE URETHANE PAINT
LABEL – NONE

<u>LEGEND</u>	
A	FLANGE WITH INTERNAL ANTI-VORTEX PLATE PER NFPA 22
B	FLANGE – VENT
C	24" X 1/4" PLATE TIGHT BOLT MANWAY WITH 1/8" THICK NEO-CORK GASKET
D	4" FNPT CONNECTION
E	STD HTM EXTERNAL LADDER & PLATFORM ASSEMBLY – PAINTED SAFETY YELLOW AND SHIPPED LOOSE FOR INSTALLATION ON SITE BY OTHERS
F	HTM STD INTERNAL LADDER
G	FLANGE WITH INTERNAL 90° ELBOW SHOWN – OVERFLOW
H	FB-3"x 1/4"x3" WITH 5/8"Ø HOLE ON CL (GROUNDING LUG)

Highland Tank

UNLESS NOTED, TOLERANCES ARE +/- 1"

HighDRO® WATER STORAGE TANK

50,000 GAL 144"Ø SINGLE-WALL ABOVEGROUND HORIZONTAL FOR FIRE PROTECTION WITH BOTTOM DRAIN

CUSTOMER:

PROJECT:

QUOTE NO:

CHK'D BY:

SCALE: 3/16"=1'-0"

DATE: XX/XX/XX

DWG. BY: XXX

DWG. NO: 50000AHSWHDFTBD144