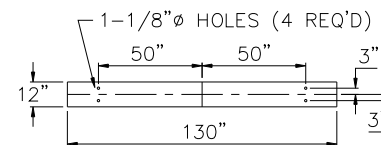
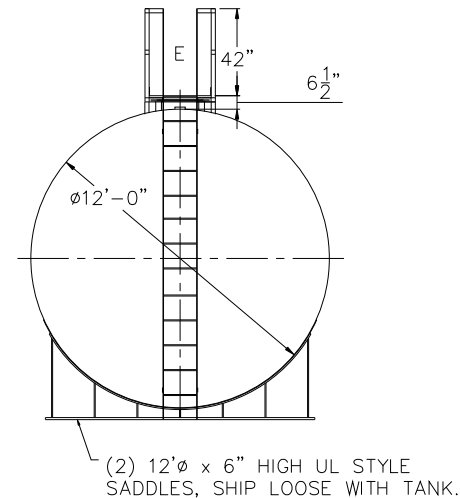
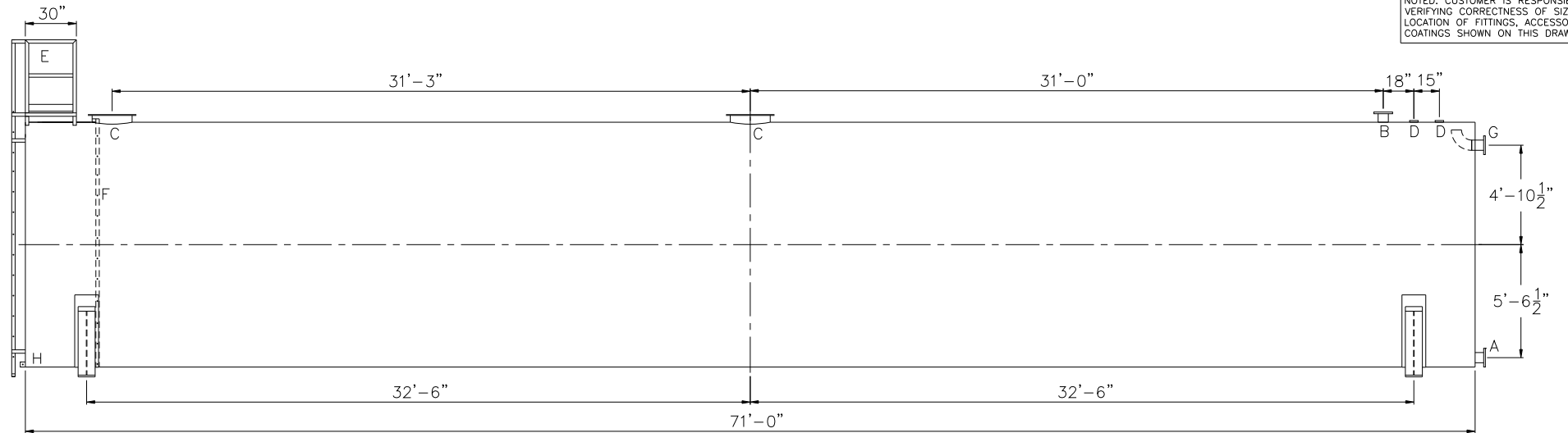


TOUCH UP OF FINISHED PAINT IS
REQUIRED BY INSTALLATION
CONTRACTOR. TOUCH UP PAINT SHIPPED
WITH TANK.

SHIPPING LUGS AS NEEDED

NOTE: ALL RIGHTS RESERVED. THIS
DRAWING MUST NOT BE REPRODUCED IN
ANY FORM WITHOUT THE WRITTEN
PERMISSION OF HIGHLAND TANK®.
HIGHLAND TANK® SHALL BE RESPONSIBLE
ONLY FOR ITEMS INDICATED ON THIS
FABRICATION DRAWING UNLESS OTHERWISE
NOTED. CUSTOMER IS RESPONSIBLE FOR
VERIFYING CORRECTNESS OF SIZE AND
LOCATION OF FITTINGS, ACCESSORIES, AND
COATINGS SHOWN ON THIS DRAWING.



DESIGN DATA

CAPACITY -60,000 GALLONS
TYPE - POTABLE WATER TANK (PWT)
NO. REQ. -
OPERATING PRESSURE -ATMOSPHERIC
TANK MATERIAL - MILD CARBON STEEL
THICKNESS: HEADS - 3/8"
THICKNESS: SHELL - 3/8"
CONSTRUCTION -LAP WELD INSIDE & OUTSIDE
TANK TEST -5 PSIG
INT. FINISH - SP10 BLAST HighDRO®-LINER PLUS FOR NSF 61 APPLICATIONS
EXT. FINISH -SSPC SP6 BLAST, WHITE URETHANE PAINT
LABEL - NONE

LEGEND

A	FLANGE - SUPPLY
B	FLANGE - VENT
C	24" X 1/4" PLATE TIGHT BOLT MANWAY WITH 1/8" THICK NEO-CORK GASKET
D	4" FNPT CONNECTION
E	STD HTM EXTERNAL LADDER & PLATFORM ASSEMBLY - PAINTED SAFETY YELLOW AND SHIPPED LOOSE FOR INSTALLATION ON SITE BY OTHERS
F	HTM STD INTERNAL LADDER
G	FLANGE WITH INTERNAL 90° ELBOW SHOWN - OVERFLOW
H	FB-3"x 1/4"x3" WITH 5/8"Ø HOLE ON CL (GROUNDING LUG)

		Highland Tank ®			
HighDRO® WATER STORAGE TANK					
60,000 GAL 144"Ø AH POTABLE WATER TANK					
CUSTOMER:					
PROJECT:					
QUOTE NO:		CHK'D BY:			
SCALE: 3/16"=1'-0"	DATE: XX/XX/XX	DWG. BY: XXX	DWG. NO: 60000AHSWHPWT144		