

## GENERAL SPECIFICATIONS

NO. REQ'D: (1)  
 CAPACITY: 60,000 GALLON  
 TYPE: HYDRO RAINWATER COLLECTION, HIGHGUARD, SINGLE WALL  
 MATERIAL: MILD CARBON STEEL  
 GAUGE:  
 SHELL- 1/2"  
 HEADS- 1/2"  
 (BASED ON A 60" MAX. BURIAL DEPTH)

SURFACE PREP:  
 SSPC NO.6 BLAST ALL EXTERIOR SURFACES

COATING:	MATERIAL	THICKNESS
EXTERIOR-	POLYURETHANE	(75 MILS)
INTERIOR-	NONE	

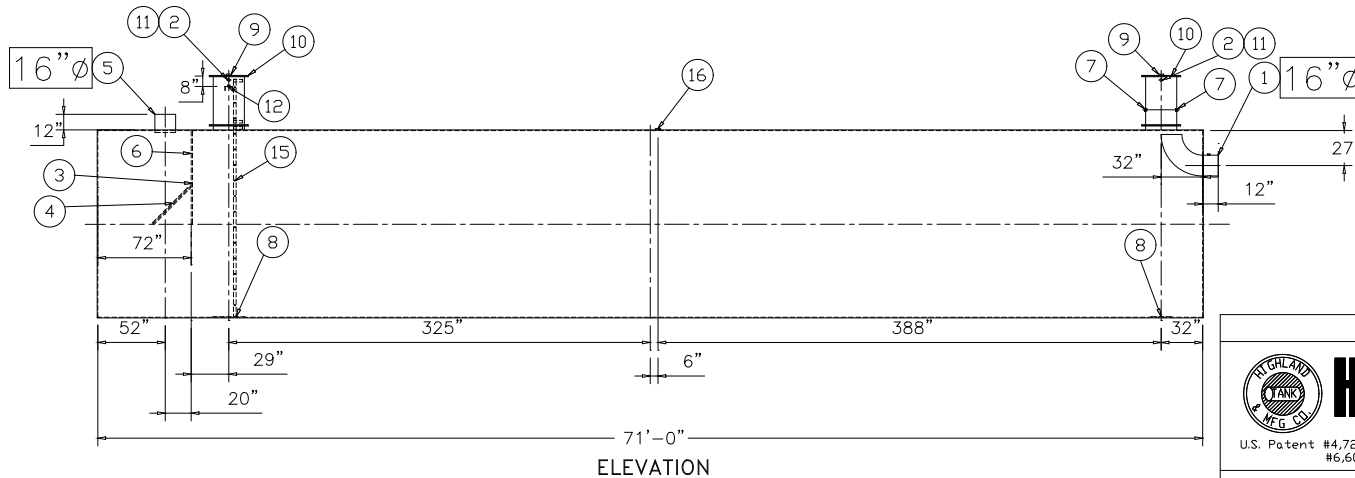
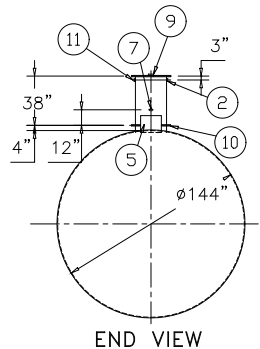
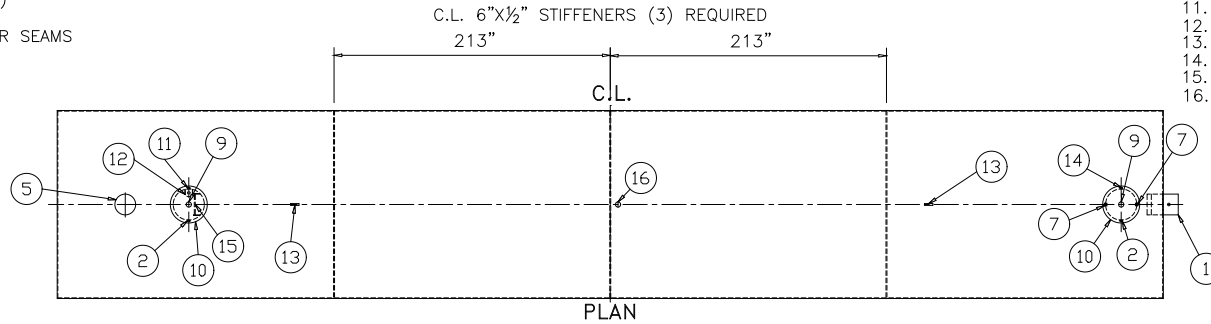
CONSTRUCTION : LAP FIT & WELD ALL EXTERIOR SEAMS  
 OPERATING PRESSURE : ATMOSPHERIC

### NOTES:

1. POLYURETHANE HIGHGUARD TANK IS NOT APPROVED FOR THE STORAGE OF HEATED PRODUCTS
2. ALL VENT PIPING BY INSTALLER
3. 15000 VOLT SPARK TEST PROVIDED AT FACTORY
4. LIFTING LUGS PLACED AS NEEDED PER FAB SHOP

## PROVIDED EQUIPMENT

1. 16"Ø PIPE STUB W/ 2" NPT FOR VENT (OVERFLOW SKIMMER)
2. 2"Ø FTG. FOR VENT
3. VELOCITY HEAD DIFFUSION BAFFLE
4. WEAR PLATE
5. 16"Ø PIPE STUB (INLET)
6. UNDERFLOW BAFFLE
7. 2"Ø FULL CPLG. FOR PUMP MOUNTING
8. STRIKER PLATES
9. 4"Ø FTG. FOR GAUGE WITH PLUG
10. 24"Ø MANWAY WITH BOLT-ON EXTENSION SHIPPED LOOSE
11. 2"Ø FTG. FOR LEVEL SENSOR CONDUIT
12. 2"Ø FTG. W/ MOUNT FOR LEVEL SENSOR
13. LIFTING LUG
14. 2"Ø FTG. FOR PUMP CONDUIT
15. HIGHLAND STANDARD INTERNAL LADDER
16. 4"Ø FTG. FOR VENT



NOTE :  
 ALL RIGHTS RESERVED. THIS DRAWING OR ANY PART THEREOF MUST NOT BE REPRODUCED IN ANY FORM WITHOUT THE WRITTEN PERMISSION OF HIGHLAND TANK.  
 HIGHLAND TANK SHALL BE RESPONSIBLE ONLY FOR ITEMS INDICATED ON THIS FABRICATION DRAWING UNLESS OTHERWISE NOTED. CUSTOMER IS RESPONSIBLE FOR VERIFYING CORRECTNESS OF SIZE / LOCATION OF FITTINGS , ACCESSORIES & COATINGS SHOWN ON THIS DRAWING

### REVISIONS



# Highland Tank

U.S. Patent #4,722,800  
 #6,606,224 Canadian Patent # 1,296,263  
 # 2,389,065

60000 HYDRO RAINWATER COLLECTION  
 HIGHGUARD, SINGLE WALL

CUSTOMER:

PROJECT:

QUOTE NO:

CHK'D BY:

SCALE: 1/8"=1'-0"  
 DATE: 4/16/10

DWG. BY:

DWG. NO.:

60000HGSWHRC